

FINANCIAL HIGHLIGHTS
財務摘要

| | | Years ended 31st March, 截至三月三十一日止年度 | | | | | | | |
|---|---------------------|--|---|---------------|-----|---------------|-----|---------------|-----|
| | | 2001 二零零一年 | | 2000 二零零零年 | | 1999 一九九九年 | | 1998 一九九八年 | |
| | | HK\$'000 | % | HK\$'000 | % | HK\$'000 | % | HK\$'000 | % |
| | | 千港元 | | 千港元 | | 千港元 | | 千港元 | |
| Revenue | 收入 | | | | | | | | |
| Turnover | 營業額 | | | | | | | | |
| Contracting business | 承造業務 | 274,850 | | 407,845 | 88 | 282,689 | 89 | 236,618 | 99 |
| Trading business | 貿易業務 | 79,594 | | 53,401 | 12 | 36,547 | 11 | 2,164 | 1 |
| Total | 總計 | 354,444 | | 461,246 | 100 | 319,236 | 100 | 238,782 | 100 |
| Profitability | 溢利 | | | | | | | | |
| Operating profit | 經營溢利 | 54,867 | | 37,909 | | 28,370 | | 21,228 | |
| Profit attributable to Shareholders | 股東應佔溢利 | 47,195 | | 36,231 | | 24,834 | | 7,211 | |
| Net Worth | 淨值 | | | | | | | | |
| Shareholders' funds | 股東資金 | 80,657 | | 45,694 | | 29,615 | | 14,800 | |
| Consolidated net borrowings | 綜合借貸淨額 | 7,416 | | 28,830 | | 27,580 | | 13,038 | |
| Per share | 每股 | | | | | | | | |
| Basic earnings per share (cents) | 每股基本盈利(仙) | 28 | | 21 | | 15 | | 4 | |
| Shareholders' fund per share (cents) | 每股股東資金(仙) | 47 | | 27 | | 17 | | 9 | |
| Gearing Ratio (%) | 負債資產比率(%) | 6 | | 11 | | 12 | | 10 | |
| Interest cover (no. of times) | 利息補償率(倍) | 45 | | 34 | | 17 | | 12 | |
| Creditor turnover period (number of days) | 應付賬款週轉期(日) | 31 | | 27 | | 26 | | 24 | |
| Debtor turnover period (number of days) | 應收賬款週轉期(日) | 54 | | 62 | | 83 | | 83 | |
| Inventory turnover period (number of days) | 存貨週轉期(日) | 29 | | 55 | | 47 | | 1 | |
| Current ratio | 流動比率 | 2.66 | | 1.24 | | 1.13 | | 1.10 | |
| Quick ratio | 速動比率 | 1.40 | | 0.33 | | 0.34 | | 0.14 | |
| Bad debt/Turnover (%) | 壞賬與營業額之比率(%) | 0.47 | | 0.70 | | 0.76 | | 0.15 | |

(Note 1: The calculation of the basic earning per share and shareholders' fund per share assume 170,000,000 ordinary shares of the Company that were in issue throughout the years as stated above.)

(附註1：上述每股基本盈利及每股股東資金乃假設170,000,000股本公司普通股已於上述年內發行而計算。)

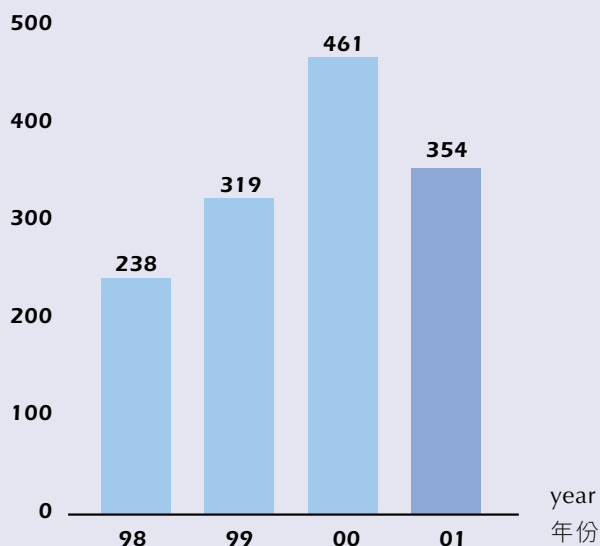


Turnover

營業額

(HK\$Million)

(百萬港元)

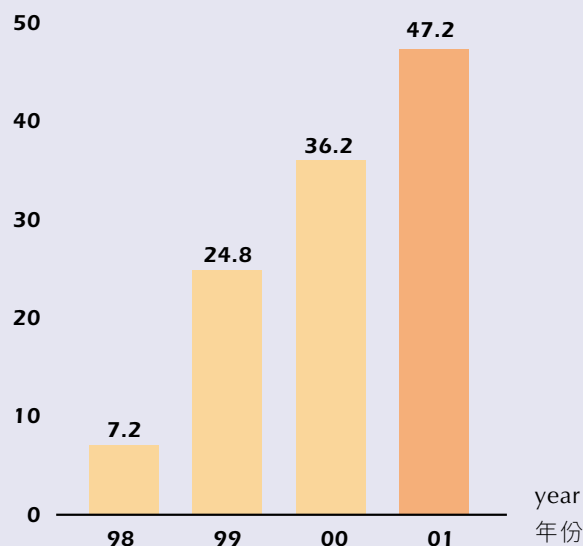


Profit attributable to shareholders

股東應佔溢利

(HK\$Million)

(百萬港元)

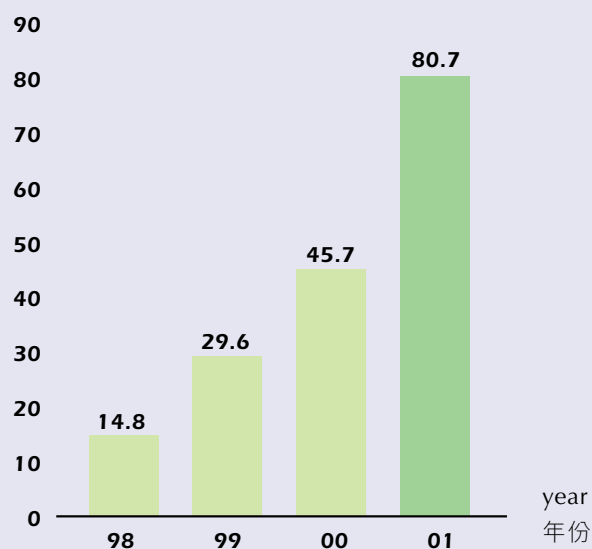


Shareholders' funds

股東資金

(HK\$Million)

(百萬港元)



Basic earnings per share

每股基本盈利

(HK Cents)

(港仙)

