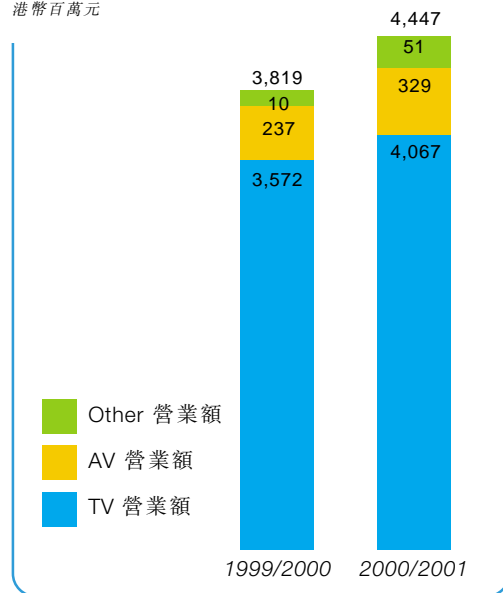


Financial Highlights 財務摘要

		2001 二零零一年	2000 二零零零年
Income Statement (HK\$'M)	損益表 (港幣百萬元)		
Turnover	營業額	4,447	3,819
Net (loss) profit	(虧損) 溢利淨額	(61)	318
Cash Flow (HK\$'M)	現金流動 (港幣百萬元)		
Net cash inflow from operating activities	經營業務之 現金流入淨額	108	50
Net cash outflow before financing	融資前現金支出淨額	(52)	(67)
Per Share	以每股計		
(Loss) Earnings (HK cents)	(虧損) 盈利 (港仙)	(3.01)	22.33
Net assets (HK\$)	資產淨值 (港元)	1.07	0.77
Balance Sheet (HK\$'M)	資產負債表 (港幣百萬元)		
Bank balances and cash	銀行結存及現金	1,516	508
Share capital and reserves	股本及儲備	2,185	1,154
Bank borrowings	銀行貸款	20	50
Financial Ratio	財務比率		
Current ratio (times)	流動比率 (倍)	2.3	1.8
Accounts receivables turnover (days)	應收帳款收款期 (日)	52	45
Inventory turnover (days)	存貨週轉 (日)	74	70
Gearing percentage	債務權益百分率	0.9%	4.3%

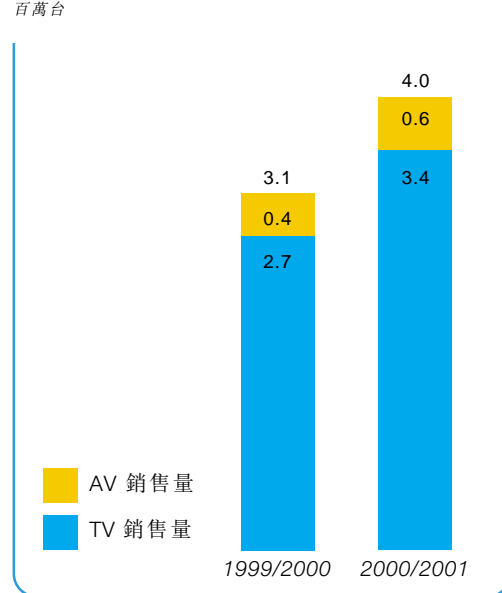
Turnover by products
營業額－按產品分類

HK\$ million
港幣百萬元

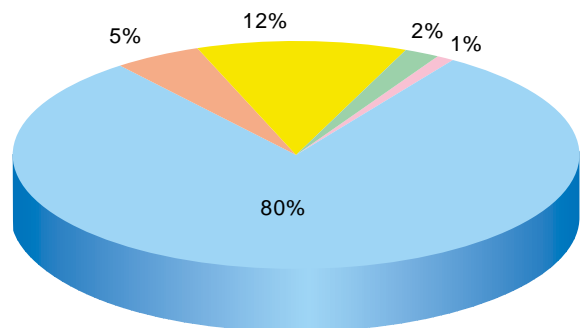


Sales Quantity by products
銷售量－按產品分類

Quantity in million
百萬台



2000/2001 Turnover by market
營業額－按市場分佈



TV: Television 電視機
AV: Audio-Visual/Product 視聽產品