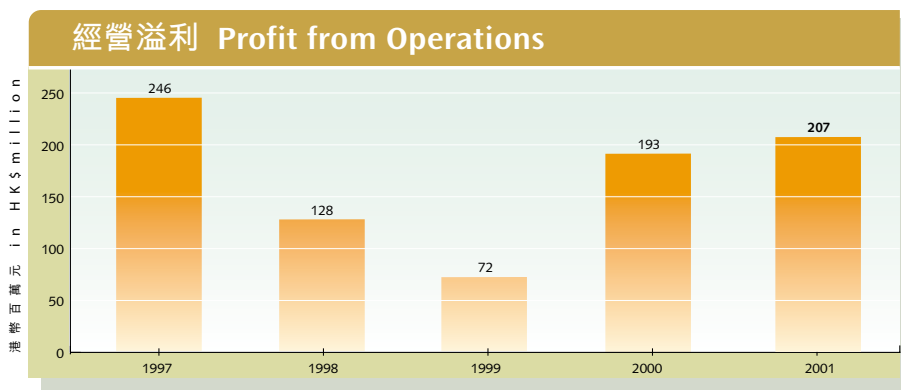
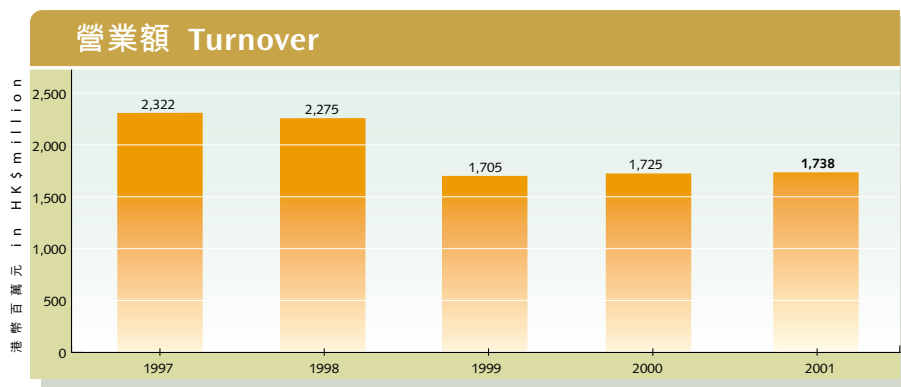
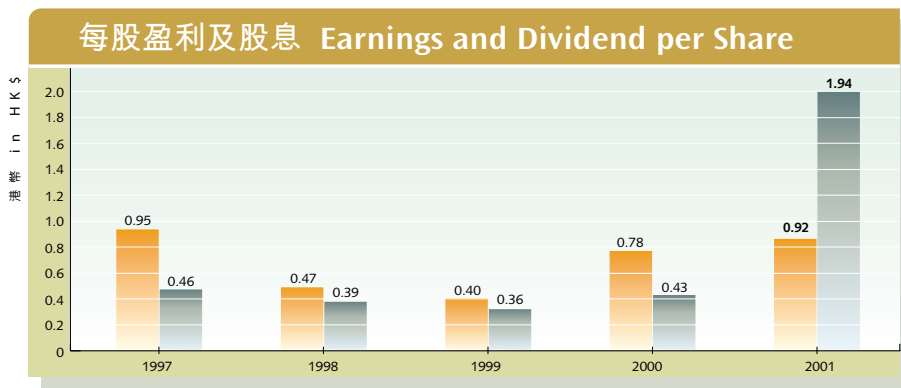


Financial Highlights



重報
restated



重報每股盈利
restated for EPS

- 每股盈利 Earnings per Share
- 每股股息 Dividend per Share

	1997 (Note 2) \$'000	1998 (Note 2) \$'000	1999 (restated) (Note 1) \$'000	2000 \$'000	2001 \$'000
Results					
Turnover	2,321,509	2,274,535	1,704,718	1,725,125	1,738,613
Profit from operations	246,289	128,367	71,581	193,098	207,918
Finance cost	(7,994)	(8,195)	(2,851)	(2,250)	(4,185)
Non-operating (expenses)/ income, net	(16,774)	(26,320)	17,520	(4,900)	–
Profit from ordinary activities before taxation	221,521	93,852	86,250	185,948	203,733
Taxation	(33,959)	(6,737)	(1,381)	(25,367)	(18,166)
Minority interests	(41,832)	(15,163)	(24,471)	(42,112)	(43,847)
Profit attributable to shareholders	145,730	71,952	60,398	118,469	141,720
Earnings per Share					
Basic	HK\$0.95	HK\$0.47	HK\$0.40	HK\$0.78	HK\$0.92
Diluted	HK\$0.92	HK\$0.45	N/A	HK\$0.75	HK\$0.92
Dividend per Share	HK\$0.46	HK\$0.39	HK\$0.36	HK\$0.43	HK\$1.94

Notes:

1. As a result of the change in accounting policy for investments in securities and adoption of SSAP 1 (revised) “Presentation of financial statements” and SSAP 2 (revised) “Net profit or loss for the period, fundamental errors and changes in accounting policies” in 2000, the 1999 figures have been restated for comparison purposes.
2. The figures for 1997 to 1998 have not been restated because the costs of compiling the figures are disproportionate to the benefits.