

Consolidated profit and loss data 綜合損益賬資料

Year ended 31 March 截至三月三十一日止年度

	2001 HK\$'000	2000 HK\$'000	1999 HK\$'000	1998 HK\$'000	1997 HK\$'000	1996 HK\$'000
Turnover 營業額	1,513,685	1,415,699	1,482,163	1,742,132	1,745,893	1,870,666
Operating profit before taxation 除稅前經營溢利	112,735	144,405	169,165	232,692	227,943	279,593
Taxation 稅項	(9,986)	(13,977)	(17,058)	(38,011)	(26,382)	(29,615)
Profit before minority interests 除少數股東權益前之溢利	102,769	130,428	152,107	194,681	201,561	249,978
Minority interests 少數股東權益	795	(107)	(4,783)	3,829	2,119	(7,615)
Net profit attributable to shareholders 股東應佔溢利	103,564	130,321	147,324	198,510	203,680	242,363
Dividends 股息	(87,506)	(164,049)	(116,961)	(133,170)	(103,596)	(118,682)
Per share data 每股資料	HK cents	HK cents	HK cents	HK cents	HK cents	HK cents
Earnings 盈利	9.67	13.20	14.80	20.00	20.00	24.00
Interim dividend 中期股息	4.00	4.00	3.60	6.00	4.30	5.00
Special interim dividend 特別中期股息	–	10.00	–	–	–	–
Proposed final dividend 建議末期股息	1.00	2.30	4.30	4.30	6.00	6.80
Proposed special final dividend 建議特別末期股息	3.00	–	3.90	3.00	–	–

Consolidated balance sheet 綜合資產負債表

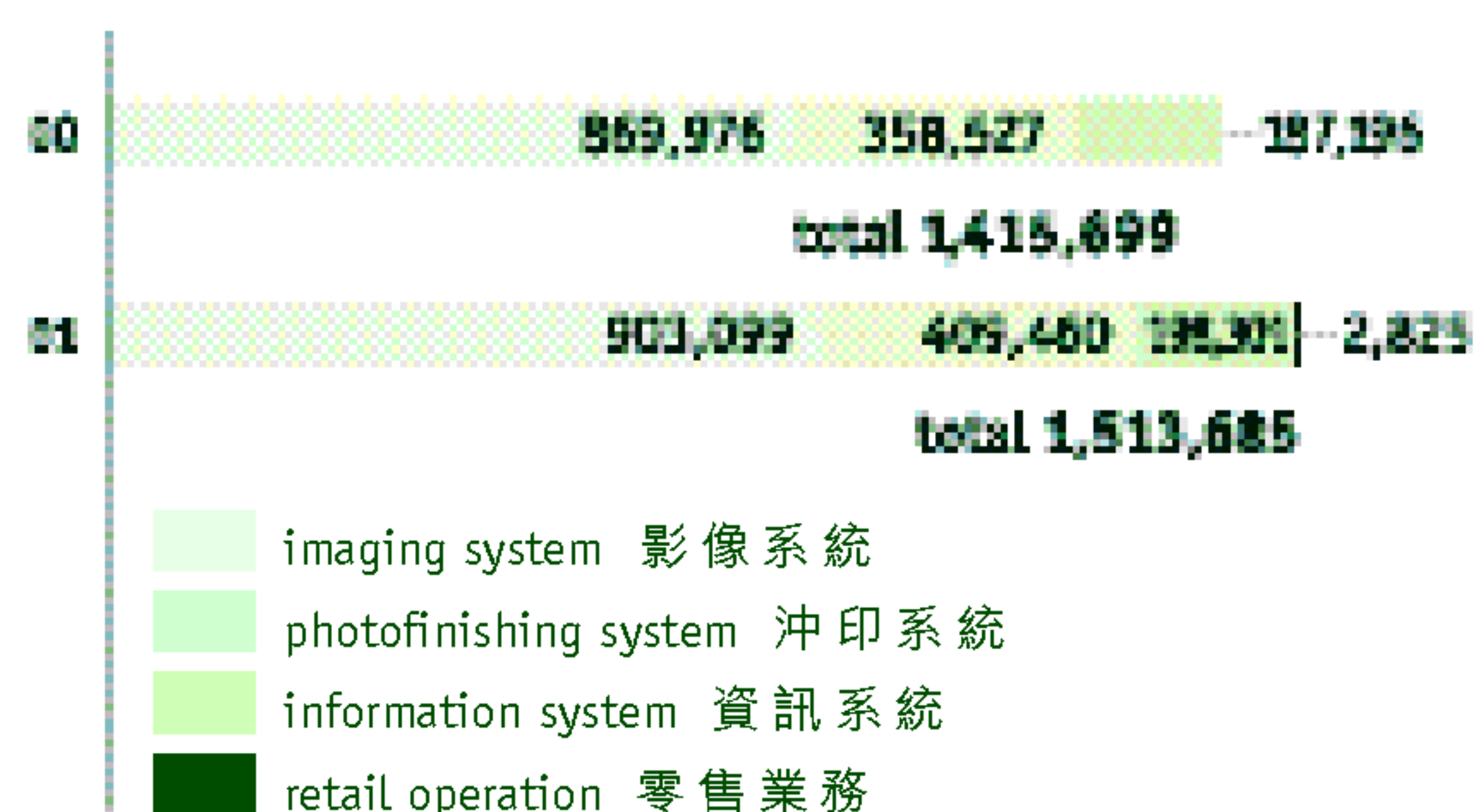
Year ended 31 March 三月三十一日

	2001 HK\$'000	2000 HK\$'000	1999 HK\$'000	1998 HK\$'000	1997 HK\$'000	1996 HK\$'000
Fixed assets 固定資產	131,946	140,343	150,379	141,148	149,419	115,162
Investment properties 投資物業	17,700	19,110	22,430	27,500	26,800	–
Cash 現金	420,407	450,115	458,834	426,637	196,358	165,548
Other net current assets / (liabilities) 其他流動資產淨值/(負債)	556,052	384,376	399,421	412,365	585,057	566,291
Total assets over current liabilities 總資產減流動負債	1,126,105	994,304	1,031,064	1,007,650	957,634	847,001
Long term bank loans 長期銀行貸款	–	–	–	–	–	–
Minority interests 少數股東權益	(20,614)	(21,409)	(21,302)	(16,231)	(20,060)	(22,227)
Deferred taxation 遞延稅項	(719)	(678)	(678)	(848)	(630)	(336)
Shareholders' funds 股東資金	1,104,772	972,217	1,009,084	990,571	936,944	824,438
	%	%	%	%	%	%
Debt to equity ratio 債務與資本比率	–	–	–	–	–	–
Return on equity 資金回報率	9.37	13.40	14.60	20.04	21.74	29.40
Dividend pay-out ratio 派息率	82.73	123.48	78.67	66.50	51.50	49.17
Current ratio 流動比率	5.22	4.30	5.59	5.75	4.47	3.95

Turnover by products

產品之營業額


HK\$'000
港幣千元



Cash balance

現金結餘

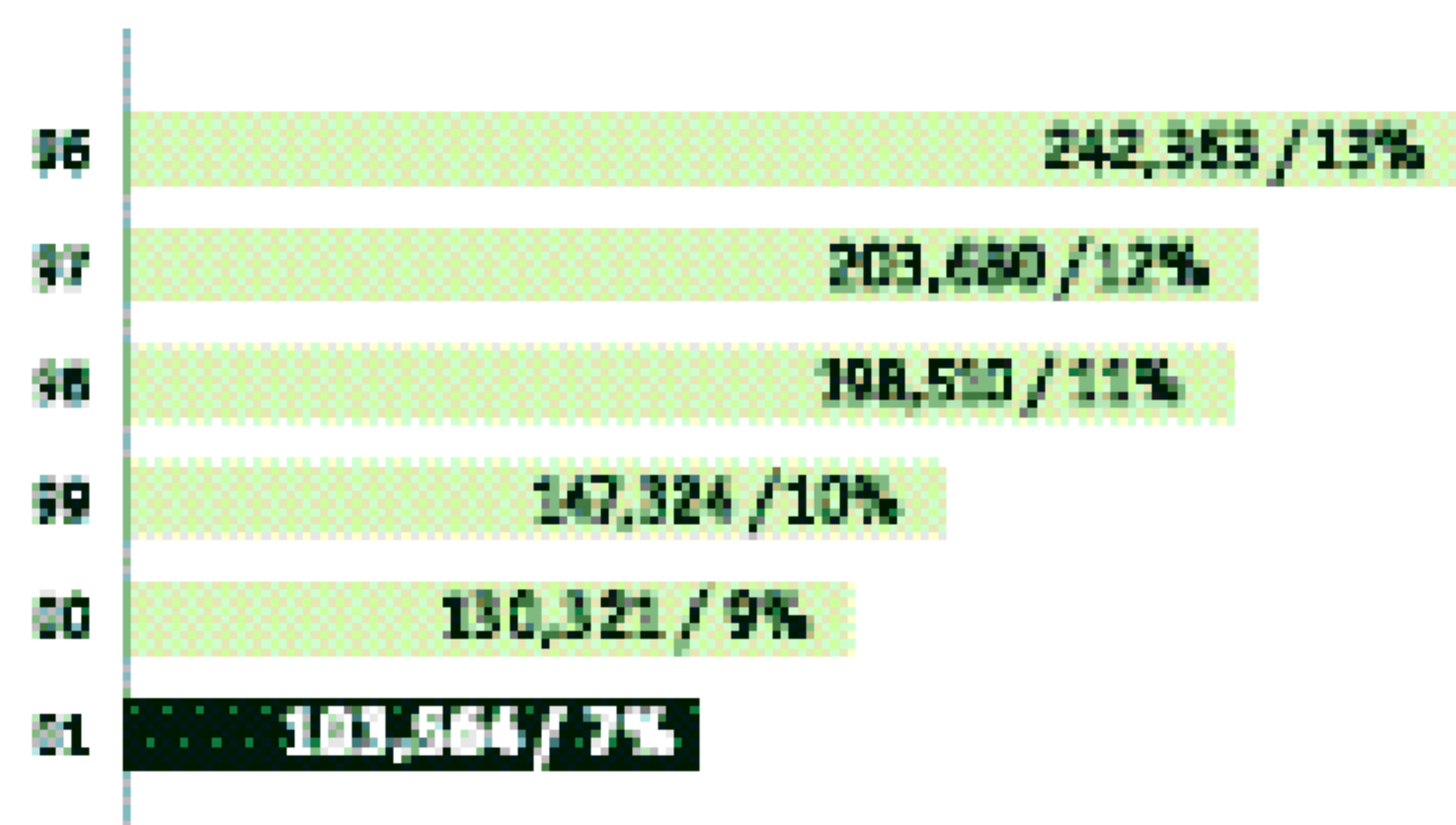
HK\$'000
港幣千元



Net profit attributable to shareholders / Net profit margin

股東應佔純利 / 純利率

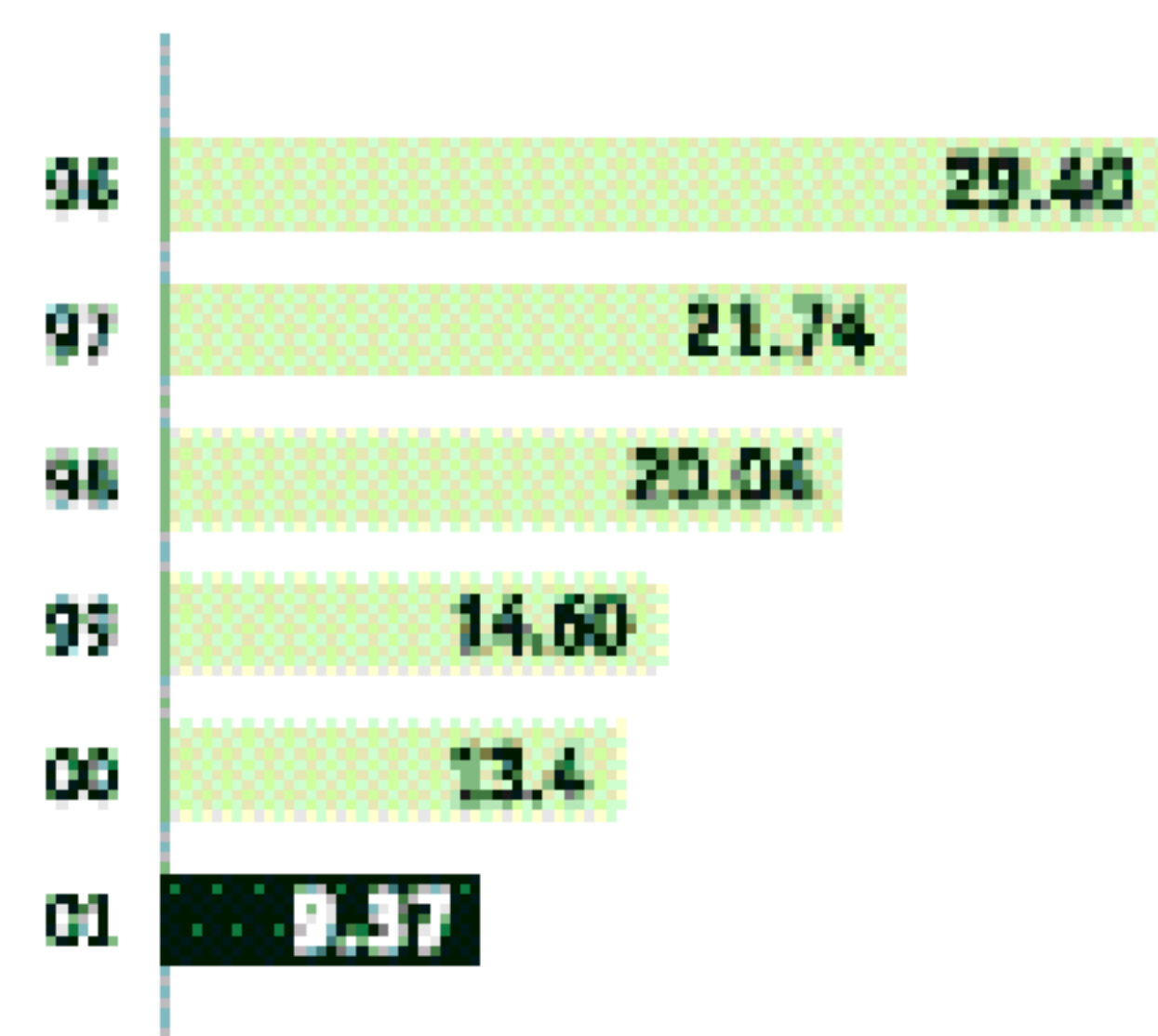
HK\$'000 / %
港幣千元 / 百分比



Return on equity

資金回報率

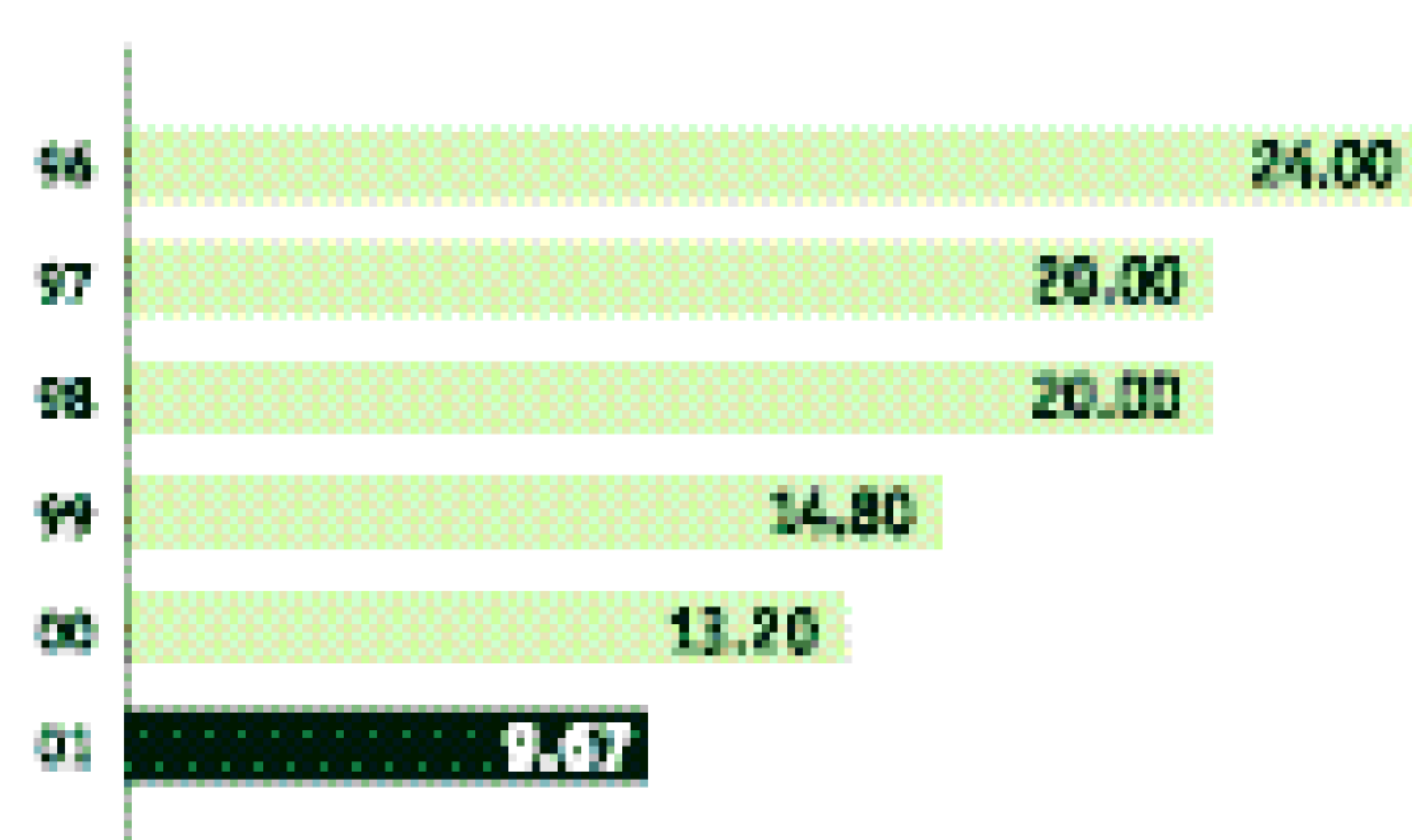
%
百分比



Earnings per share

每股盈利


HK¢
港仙



Dividend per share

每股股息

HK¢
港仙



Current ratio

流動比率

%
百分比

