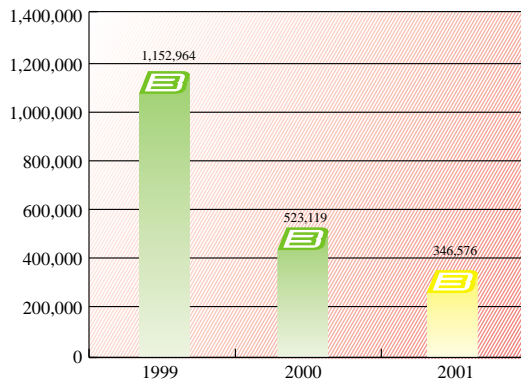




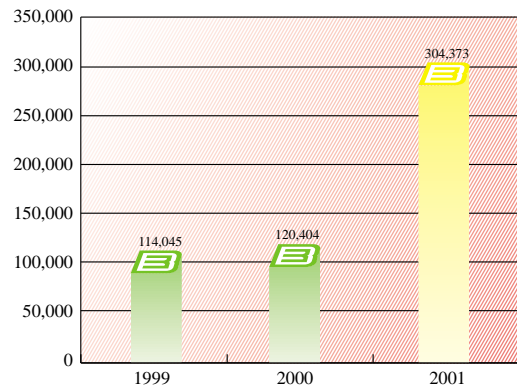
Financial Highlights

Three years' key financial data (in HK\$'000)

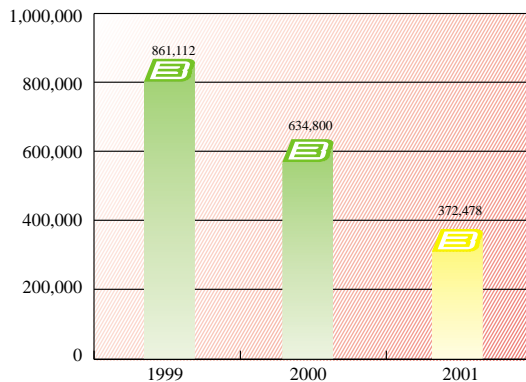
	2001	2000	1999
Turnover	346,576	523,119	1,152,964
Net loss attributable to shareholders	304,373	120,404	114,045
Total assets	372,478	634,800	861,112
Net assets	21,191	248,012	328,126



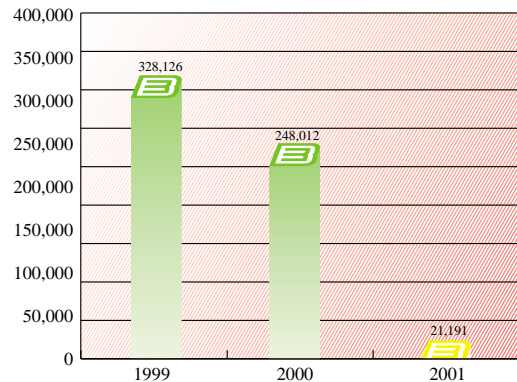
Turnover



Net loss attributable to shareholders



Total assets



Net assets



Financial Highlights (cont'd)

Turnover by products (in HK\$'000)

	2001	2000	1999
PVC Sheets	296,417	417,091	559,343
PVC Leathers	–	–	85,024
PVC Floor Coverings	50,159	94,012	58,248
PVC Raw Materials	–	12,016	450,349
Total	346,576	523,119	1,152,964

