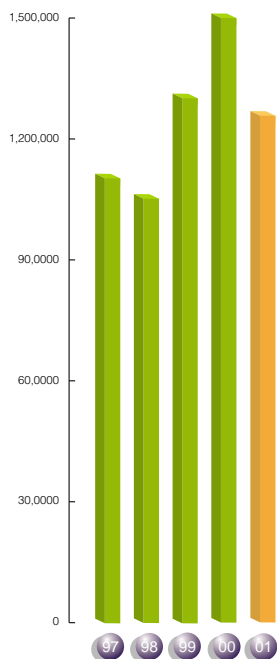
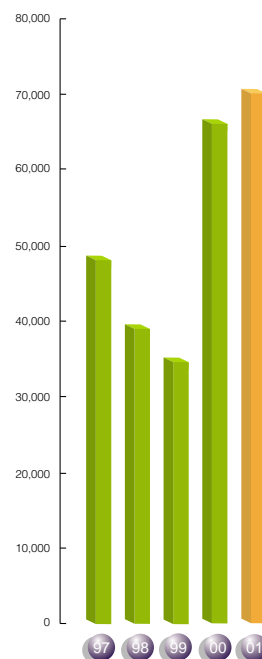


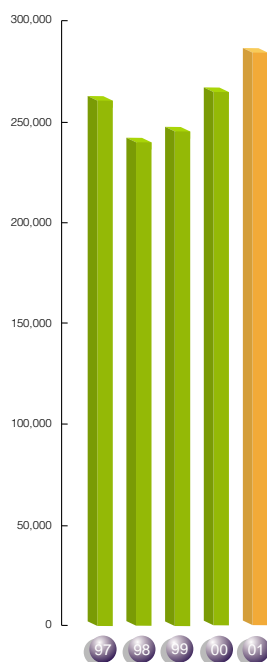
Turnover
(HK\$'000)



Profit Attributable to Shareholders
(HK\$'000)



Net Assets
(HK\$'000)

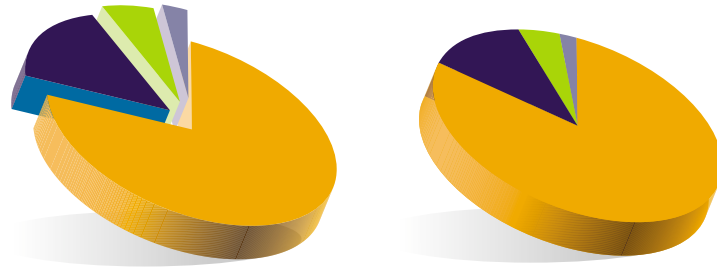


	2001 (HK\$'000)	2000 (HK\$'000)
Turnover	1,294,041	1,492,563
Operating profit	74,430	64,825
Profit before taxation	87,720	83,001
Profit attributable to shareholders	70,158	65,948
Net assets	284,225	264,696
Dividends per share	13.0 cents	12.5 cents
Basic earnings per share	29.4 cents	27.7 cents

2001

2000

- Air freight
- Sea freight
- Household and exhibition removal services
- Trucking and warehousing services
- Property letting

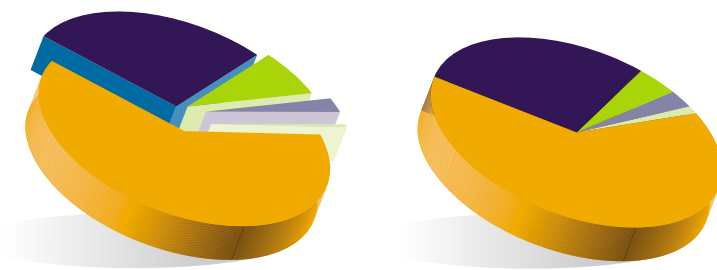


Turnover by principle activities	2001 (HK\$'000)	2000 (HK\$'000)
Air freight	960,715	1,189,099
Sea freight	218,077	204,396
Household and exhibition removal services	79,415	70,017
Trucking and warehousing services	35,812	29,006
Property letting	22	45
	<u>1,294,041</u>	<u>1,492,563</u>

2001

2000

- Hong Kong
- United States of America
- Singapore
- Malaysia
- Mainland China
- Others



Turnover by geographical location of operations	2001 (HK\$'000)	2000 (HK\$'000)
Hong Kong	811,432	942,926
United States of America	357,753	430,106
Singapore	88,856	63,419
Malaysia	30,351	38,842
Mainland China	4,680	17,179
Others	969	91
	<u>1,294,041</u>	<u>1,492,563</u>