

2 FINANCIAL HIGHLIGHTS

For the year ended 31st December 2001

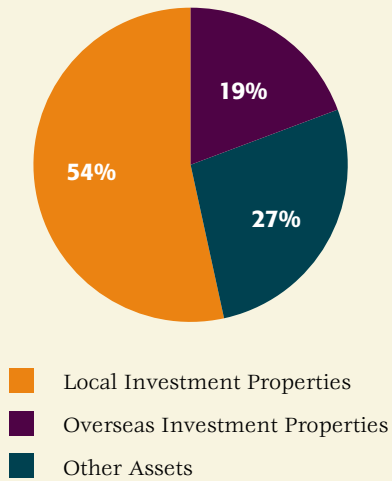
	2001 <i>HK\$'000</i>	2000 <i>HK\$'000</i>	<i>Change %</i>
Turnover	2,677,251	2,899,181	-8%
Profit before taxation	646,321	763,247	-15%
Profit attributable to shareholders	507,299	622,953	-19%
Earnings per share	\$0.90	\$1.13	-20%
Dividend per share	\$0.21	\$0.30	-30%
Shareholders' funds	15,123,245	17,502,340	-14%
Fixed assets	27,809,250	27,961,846	-1%
Total assets	29,021,639	29,291,891	-1%

EMPLOYMENT OF ASSETS

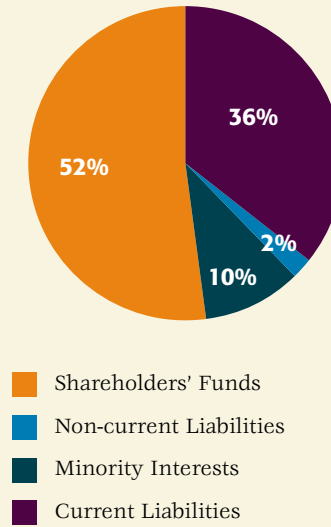
For the year ended 31st December 2001

Assets Employed

(Total Assets HK\$29,022 Million)

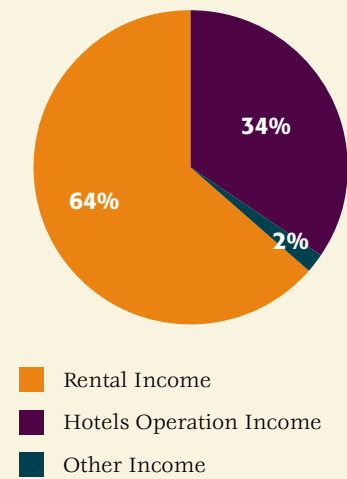


Financed By



PROFIT FROM OPERATIONS

(HK\$1,123 Million)



PROFIT ATTRIBUTABLE TO SHAREHOLDERS

