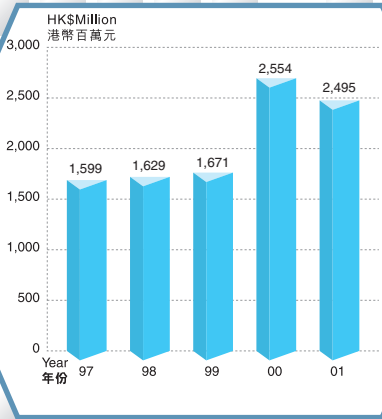
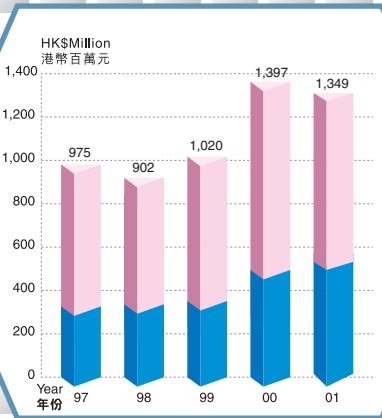
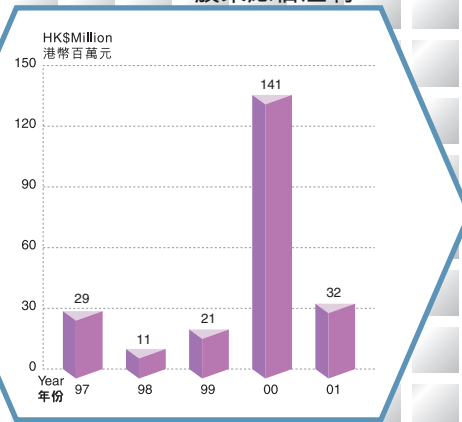


**Turnover**  
營業額



**Profit attributable to shareholders**  
股東應佔溢利



**Total assets**  
資產總額



FIVE YEARS FINANCIAL SUMMARY

五年財務概要

For the year ended 31st December,  
截至十二月三十一日止年度

	1997	1998	1999	2000	2001
	HK\$'000	HK\$'000	HK\$'000	HK\$'000	HK\$'000
	港幣千元	港幣千元	港幣千元	港幣千元	港幣千元
<b>RESULTS 業績</b>					
Turnover 營業額	1,599,191	1,628,693	1,670,606	2,554,234	<b>2,494,882</b>
Profit attributable to shareholders 股東應佔溢利	29,019	10,963	21,411	140,675	<b>32,155</b>

As at 31st December,  
於十二月三十一日結算

	1997	1998	1999	2000	2001
	HK\$'000	HK\$'000	HK\$'000	HK\$'000	HK\$'000
	港幣千元	港幣千元	港幣千元	港幣千元	港幣千元
<b>ASSETS AND LIABILITIES 資產及負債</b>					
Total Assets 資產總額	974,634	902,063	1,020,113	1,397,406	<b>1,348,850</b>
Total Liabilities 負債總額	(662,263)	(583,992)	(680,811)	(918,610)	<b>(848,194)</b>
Minority Interests 少數股東權益	(828)	(828)	(828)	(828)	<b>(14,933)</b>
Shareholders' funds 股東資金	311,543	317,243	338,474	477,968	<b>485,723</b>