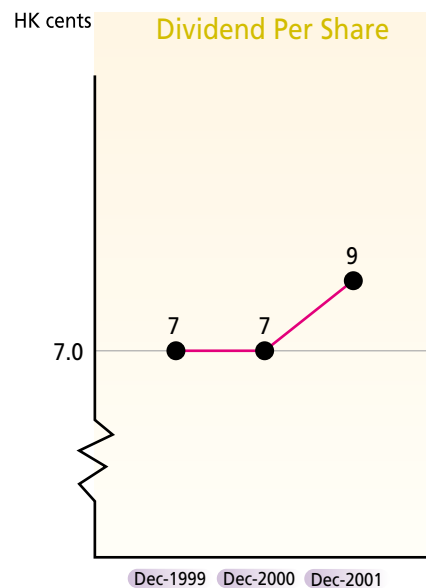
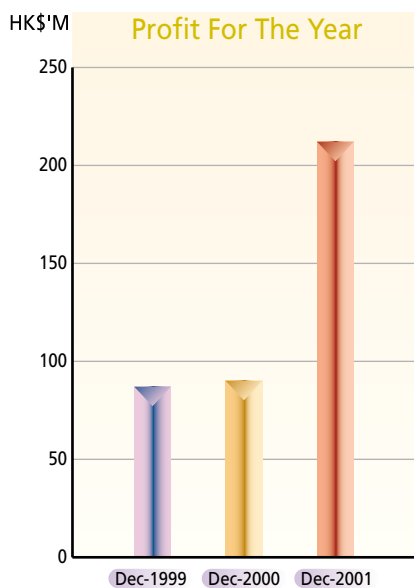
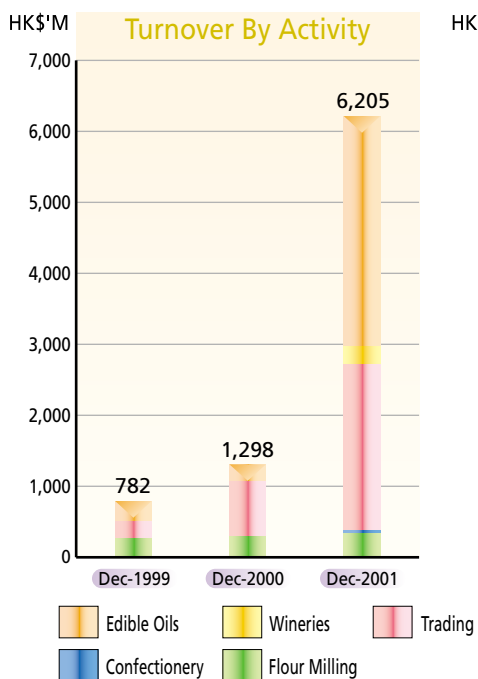
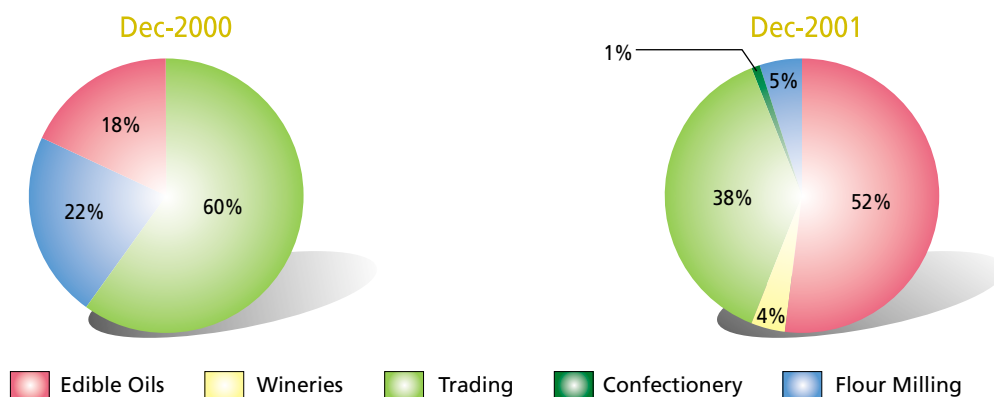


Financial Highlights

Profit and Loss Account	Year ended 31 December 2001 HK\$'M	Year ended 31 December 2000 HK\$'M	Year ended 31 December 1999 HK\$'M
	Turnover	6,205	1,298
Profit for the year	212	90	87
Dividends per share (HK cents)	9	7	7

Turnover by Activity (%)



Financial Highlights (cont'd)

Balance Sheet	Year ended	Year ended	Year ended
	31 December	31 December	31 December
	2001	2000	1999
	HK\$'M	HK\$'M	HK\$'M
Total assets	5,904	1,717	1,656
Net assets	3,262	1,447	1,411
Return on equity(%)	6.5	6.12	6.12
Net assets per share (HK\$)	2.08	2.19	2.14

