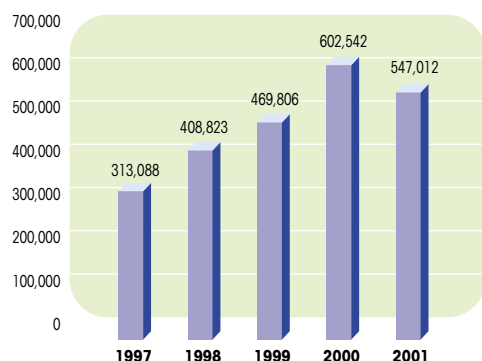


Financial Highlights

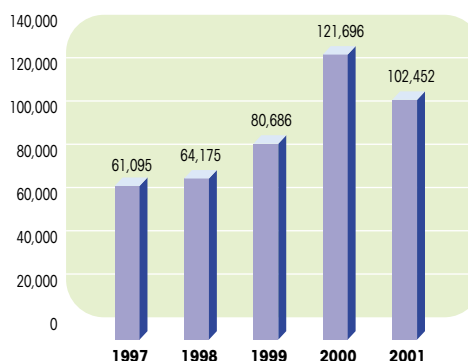
Consolidated turnover

(HK\$ '000)

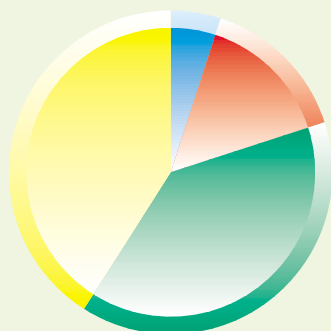


Net profit for the year

(HK\$ '000)

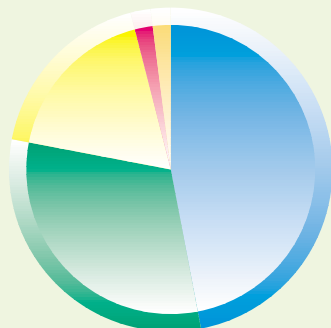


Consolidated turnover by geographical locations in 2001



- **41%** Europe
- **39%** United States
- **15%** Asia
- **5%** Others

Turnover of ODM division by product range in 2001



- **47%** Metal based optical frames
- **31%** Plastic based hand-made optical frames
- **18%** Titanium based optical frames
- **2%** Plastic based injection moulded optical frames
- **2%** Spare parts