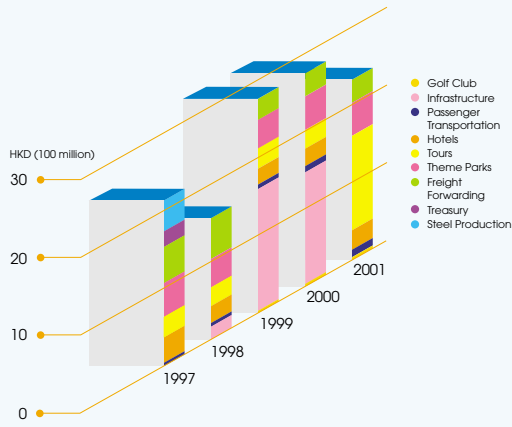


Financial Review

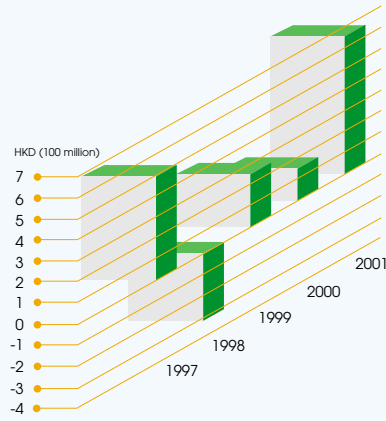
FIVE YEARS FINANCIAL SUMMARY

A summary of the published results and of the assets and liabilities of the Group for the last five financial years, as extracted from the published audited financial statements and reclassified as appropriate, is set out below. The amounts for each year in the five years summary have been adjusted for the effects of the retrospective changes in accounting policy affecting dividends, as detailed in note 2 to the financial statements.

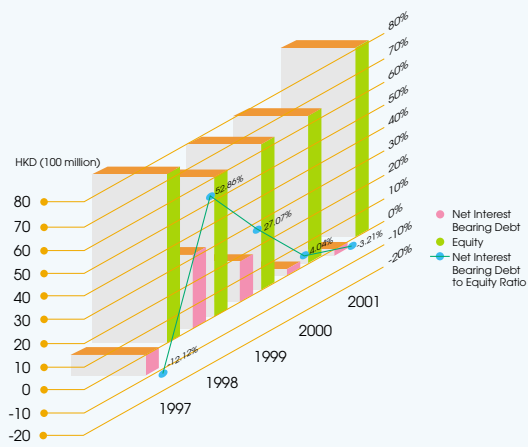
	2001 HK\$'000	2000 HK\$'000 (Restated)	1999 HK\$'000 (Restated)	1998 HK\$'000	1997 HK\$'000 (Restated)
Results					
Turnover	<u>2,329,235</u>	<u>2,751,390</u>	<u>2,766,954</u>	<u>1,566,007</u>	<u>2,107,377</u>
Net profit/(loss) from ordinary activities attributable to shareholders	<u>650,966</u>	<u>150,919</u>	<u>250,132</u>	<u>(317,358)</u>	<u>376,140</u>
Dividends	<u>374,679</u>	<u>130,044</u>	<u>65,022</u>	<u>-</u>	<u>105,332</u>
Assets and liabilities					
Total assets	<u>10,646,328</u>	<u>8,524,603</u>	<u>11,666,428</u>	<u>11,384,745</u>	<u>9,911,399</u>
Total liabilities	<u>2,638,028</u>	<u>2,106,376</u>	<u>5,272,494</u>	<u>5,408,282</u>	<u>2,656,585</u>
Total liabilities (excluding minority interests)	<u>2,285,025</u>	<u>1,789,125</u>	<u>3,967,106</u>	<u>4,299,080</u>	<u>2,471,774</u>



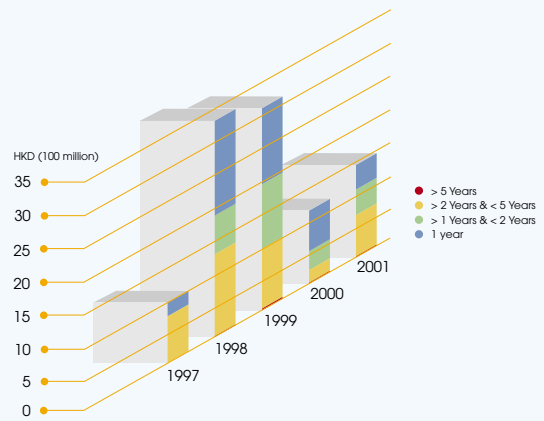
Turnover by Principal Activities



Profit Attributable to Shareholders



Net Debt to Equity



Debt Maturity Profile