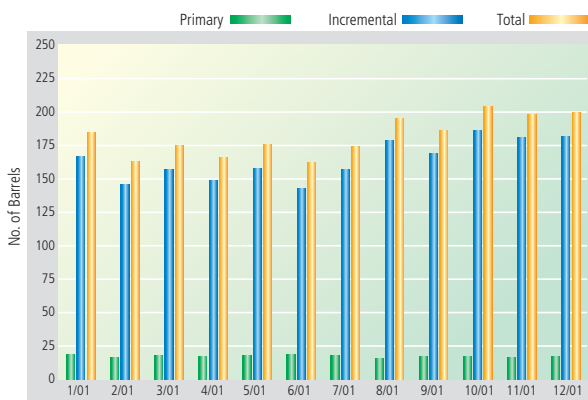


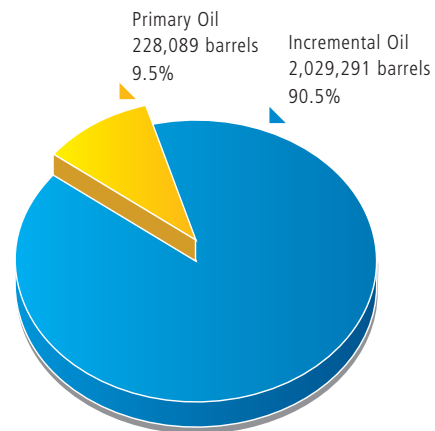
FINANCIAL HIGHLIGHTS

	2001 US\$'000	2000 US\$'000
TURNOVER	13,355	15,031
LOSS FROM OPERATING ACTIVITIES	(11,423)	(11,460)
NET LOSS ATTRIBUTABLE TO SHAREHOLDERS	(14,927)	(13,371)
SHAREHOLDERS' FUNDS	6,667	21,322
BASIC LOSS PER SHARE (US CENTS)	(2.3)	(2.2)

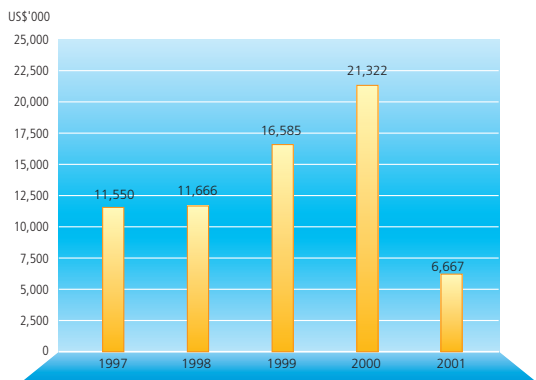
Crude oil production statistics for Limau oilfield



Crude oil production proportion for Limau oilfield



Shareholders' Funds



Turnover

