

財務摘要

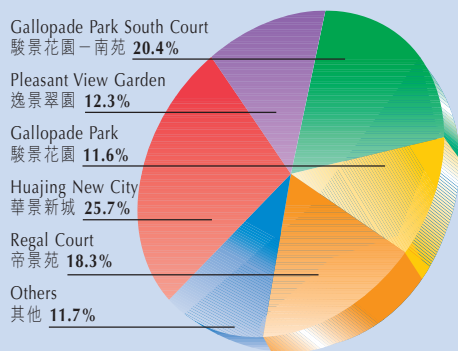
Financial Highlights

Year ended 31st December 截至十二月三十一日止年度		2001 HK\$'000 千港元	2000 HK\$'000 千港元	1999 HK\$'000 千港元	1998 HK\$'000 千港元
Turnover	營業額	1,170,871	1,198,378	1,328,513	1,303,332
Profit before taxation	除稅前溢利	215,880	240,383	475,332	485,196
Taxation	稅項	(90,891)	(86,195)	(162,857)	(158,138)
Profit after taxation but before minority interests	除稅後但未計少數 股東權益之溢利	124,989	154,188	312,475	327,058
Minority interests	少數股東權益	(4,024)	6,676	(23,564)	(16,380)
Profit attributable to shareholders	股東應佔溢利	120,965	160,864	288,911	310,678
Earnings per share	每股盈利				
- Basic	- 基本	HK12 cents 港仙	HK16 cents	HK29 cents	HK35 cents
- Diluted	- 攤薄	HK12 cents 港仙	HK16 cents	HK28 cents	HK34 cents

Breakdowns of property sales and landbank (inclusive of Regal Riviera) for the year under review:

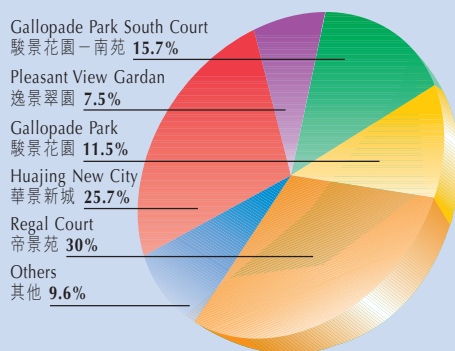
於回顧年度內，銷售物業及土地儲備（包括珠江帝景）之分佈：

Sales Area Breakdown by Projects
銷售面積（按項目計）



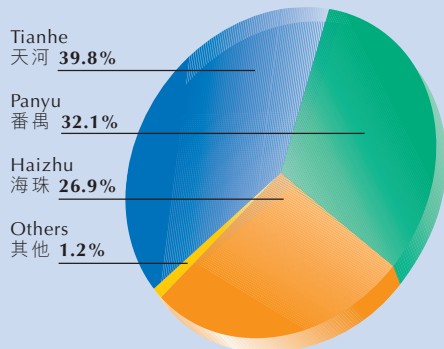
Total 總計: 285,803 sq.m. 平方米

Sales Value Breakdown by Projects
銷售額（按項目計）



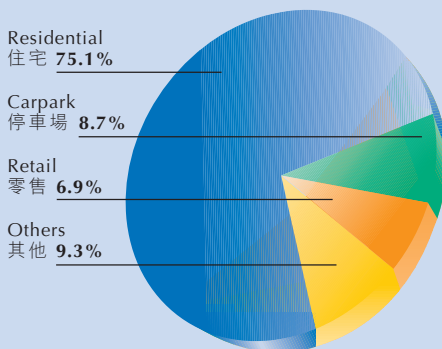
Total 總計: HK\$1,180,097,000港元

Landbank Breakdown by Districts
土地儲備（按地區計）



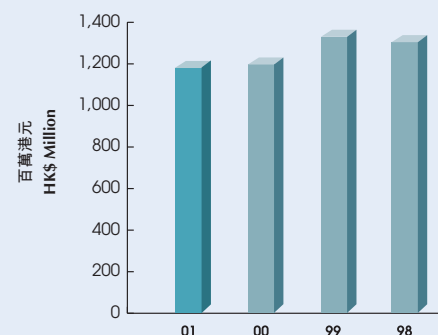
Total 總計: 4,215,041 sq.m. 平方米

Landbank Breakdown by Usage
土地儲備（按用途計）



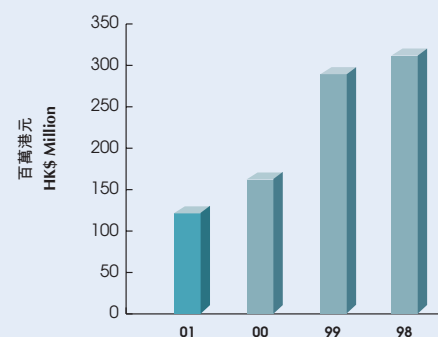
Turnover

營業額



Profit attributable to shareholders

股東應佔溢利



Shareholders' equity

股東權益

