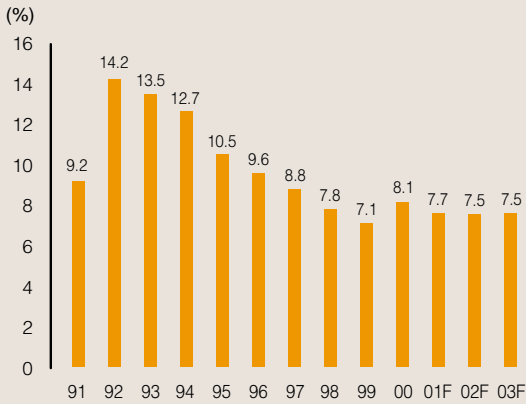




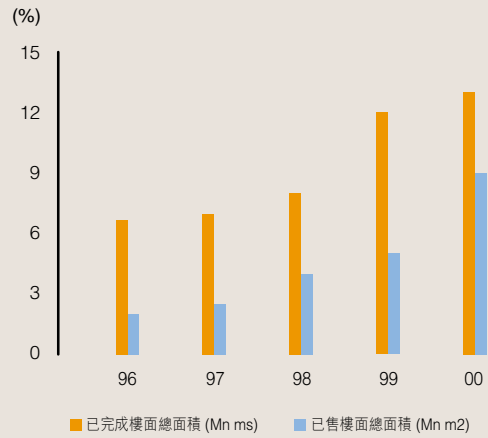
KEY FIGURES IN CHINA

Real GDP growth trend



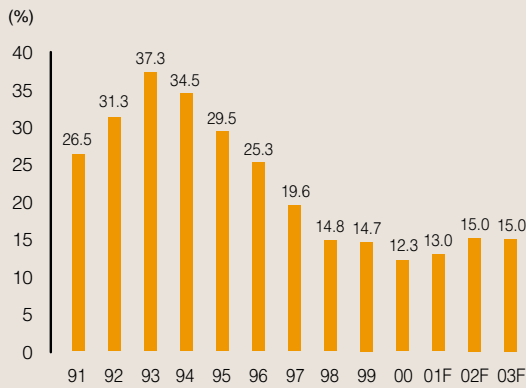
Source: CEIC, ING Barings estimates

Beijing Property Market



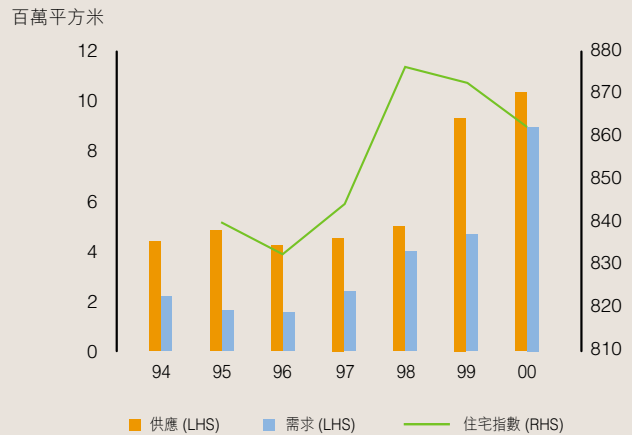
■ 已完成樓面總面積 (Mn ms) ■ 已售樓面總面積 (Mn m2)

Money supply growth trend



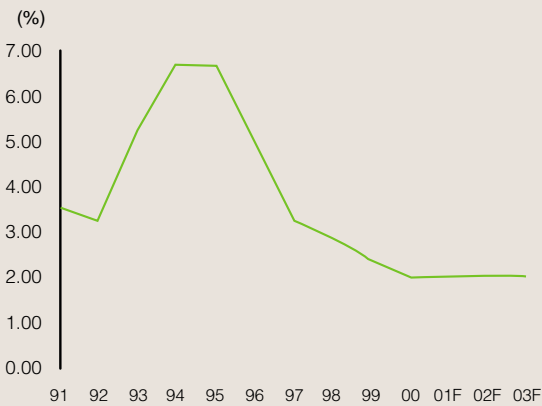
Source: CEIC, ING Barings estimates

Beijing residential property market



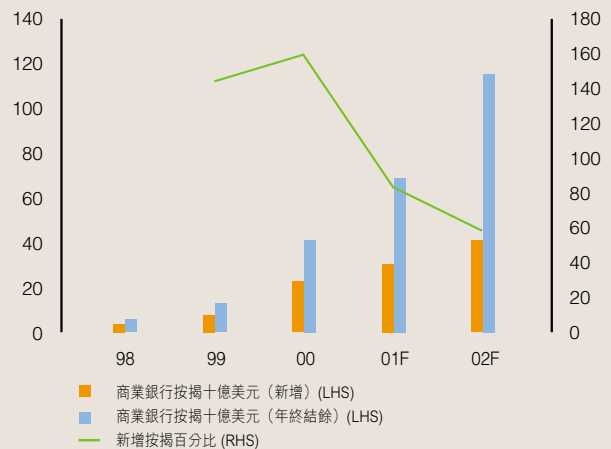
■ 供應 (LHS) ■ 需求 (LHS) — 住宅指數 (RHS)

Key interest rate trend (3 months deposit rate)



Source: CEIC, ING Barings estimates

Commercial Bank Mortgages



■ 商業銀行按揭十億美元 (新增) (LHS) ■ 商業銀行按揭十億美元 (年終結餘) (LHS) — 新增按揭百分比 (RHS)