


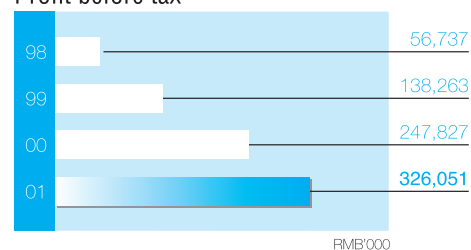
	Year ended 31 December			
	1998	1999	2000	2001
	RMB'000 (Note i)	RMB'000 (Note i)	RMB'000 (Note i)	RMB'000
Results				
Turnover	<u>212,420</u>	<u>297,751</u>	<u>500,669</u>	<u>696,089</u>
Profit before tax	56,737	138,263	247,827	326,051
Taxation	<u>(21,168)</u>	<u>(47,474)</u>	<u>(84,442)</u>	<u>(113,986)</u>
Profit for the year	<u>35,569</u>	<u>90,789</u>	<u>163,385</u>	<u>212,065</u>
Dividends	<u>—</u>	<u>—</u>	<u>30,750</u>	<u>28,415</u>
Assets and Liabilities				
Total assets	385,428	413,923	657,607	1,240,400
Total liabilities	<u>(324,292)</u>	<u>(261,998)</u>	<u>(373,047)</u>	<u>(214,996)</u>
Owners' equity	<u>61,136</u>	<u>151,925</u>	<u>284,560</u>	<u>1,025,404</u>

Note i: The comparative figures of 1998, 1999 and 2000 are extracted from the prospectus dated 29 November 2001.

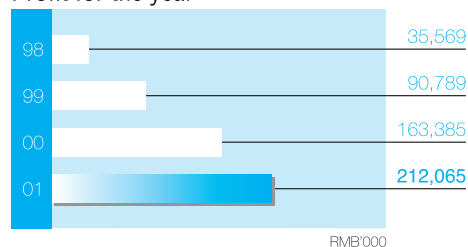
Turnover



Profit before tax



Profit for the year



Owners' equity

