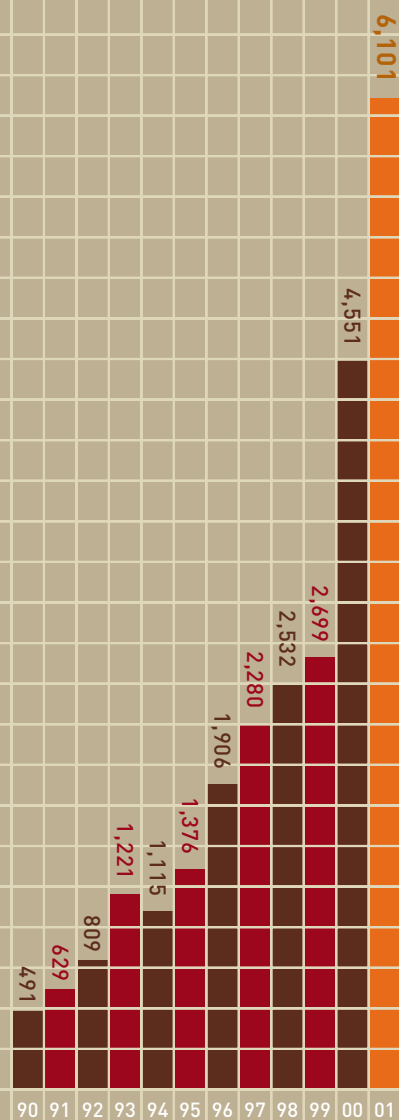



FINANCIAL HIGHLIGHTS

in HK\$'million




TURNOVER

in HK\$'million



PROFIT FOR THE YEAR

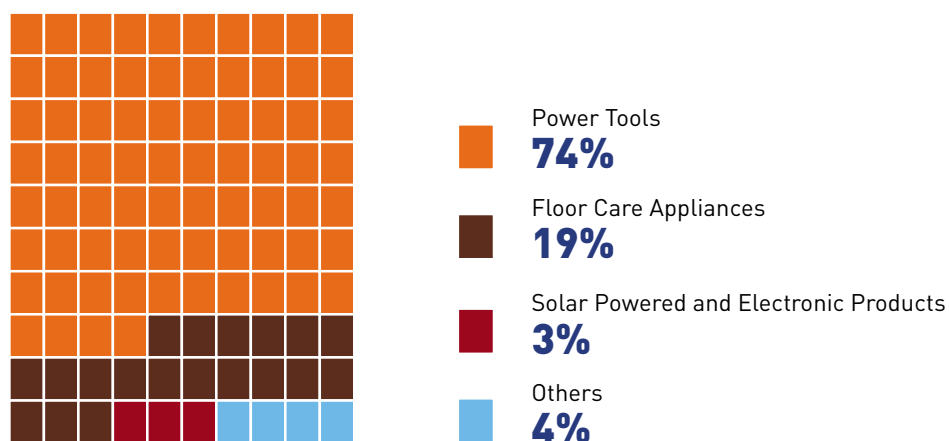
in HK cents

BASIC EARNINGS
PER SHARE

CONSOLIDATED FINANCIALS

OPERATIONS				FINANCIAL POSITION AT YEAR END			
	2002 HK\$'m	2001 HK\$'m	Changes		2002 HK\$'m	2001 HK\$'m	Changes
Turnover	6,101	4,551	+34%	Total assets	3,772	2,968	+27%
Operating profit before interest and taxation	353	288	+23%	Net current assets	719	896	-20%
Profit for the year	239	181	+32%	Shareholders' fund	1,103	909	+21%
Earnings per share, basic (cents)	42.02	32.31	+30%	Capital expenditure	203	139	+46%
Dividend per share (cents)	11.50	10.00	+15%	Return on equity	21.6%	19.9%	+9%
				Net book value per share (HK\$)	1.83	1.52	+20%

TURNOVER BY PRINCIPAL ACTIVITY



TURNOVER BY GEOGRAPHICAL MARKET LOCATION

