

Financial Highlight

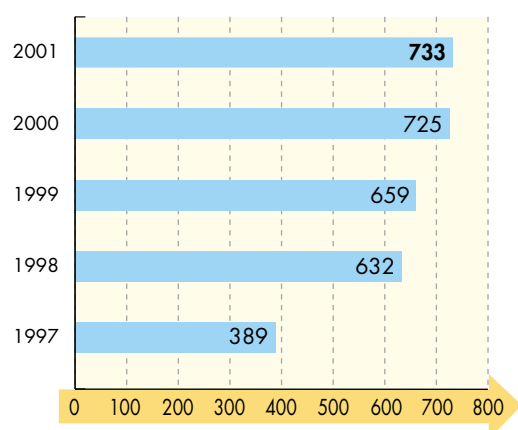
Consolidated Income Statement

(HK\$ million)	2001	2000	1999	1998	1997
Group's share of toll revenue	733	725	659	632	389
Share of operating profit of joint ventures	399	403	371	349	227
Profit before taxation	297	449	625	493	352
Profit for the year	241	428	610	480	350

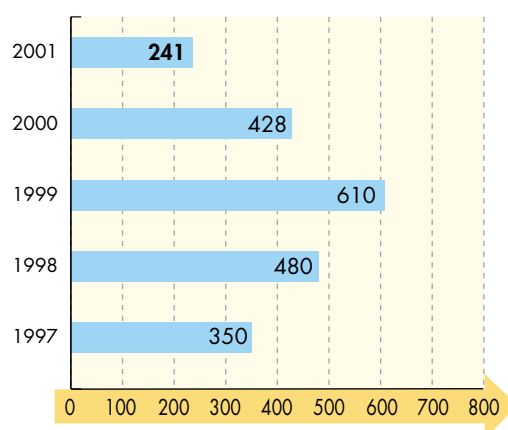
Consolidated Balance Sheet

(HK\$ million)	2001	2000	1999	1998	1997
Total assets	5,626	5,728	5,698	5,495	4,916
Total liabilities	(1,257)	(1,475)	(1,611)	(1,697)	(1,992)
Minority interests	(81)	(85)	(20)	(16)	(8)
Shareholders' funds	4,288	4,168	4,067	3,782	2,916

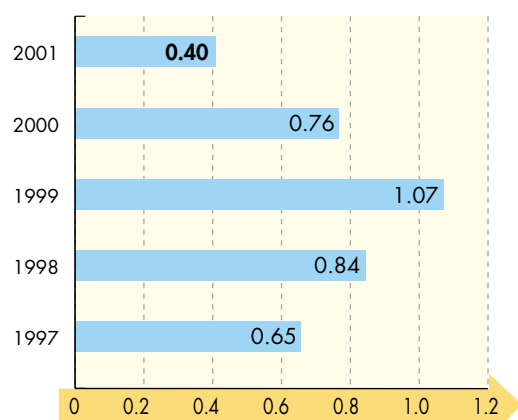
Group's Share of Toll Revenue (HK\$ million)



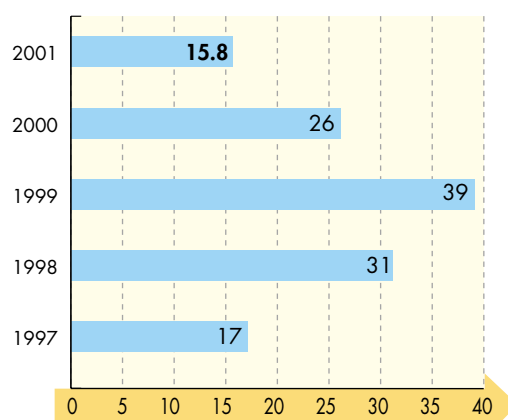
Profit for the Year (HK\$ million)



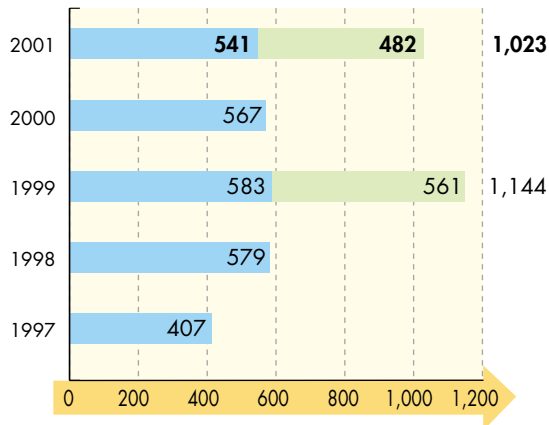
Earnings Per Share (HK\$)



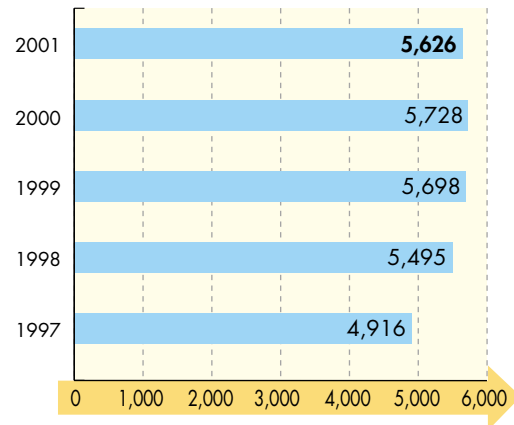
Dividend Per Share (HK cents)



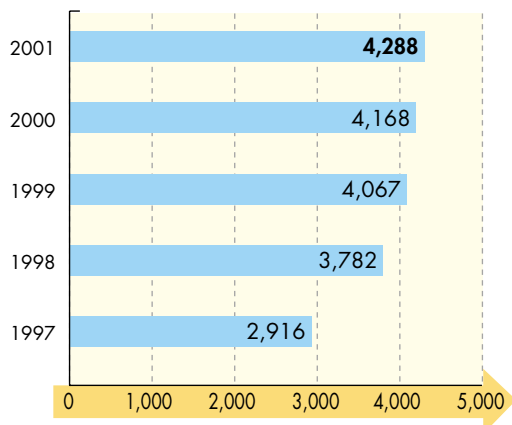
Cash Received from Toll Road Investments (HK\$ million)



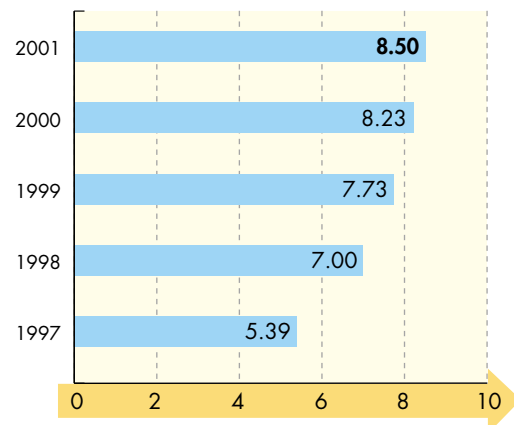
Total Assets (HK\$ million)



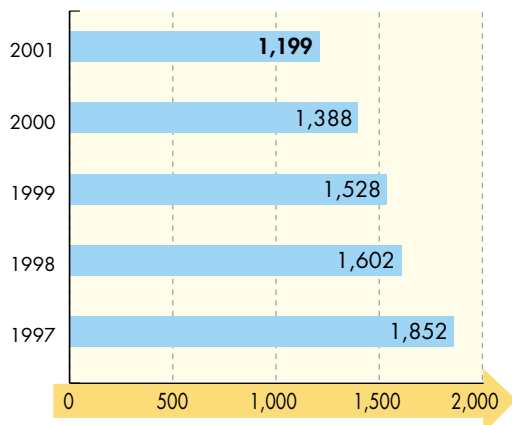
Shareholders' Fund (HK\$ million)



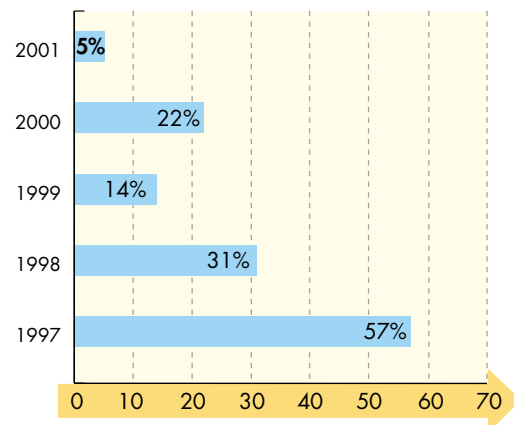
Net Book Value Per Share (HK\$)



Total Borrowings (HK\$ million)



Net Gearing Ratio



■ Related to disposal of interests in infrastructure joint venture(s)

