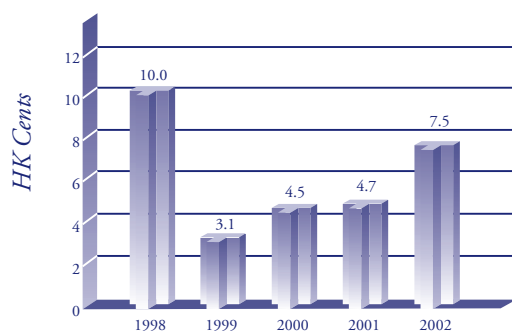


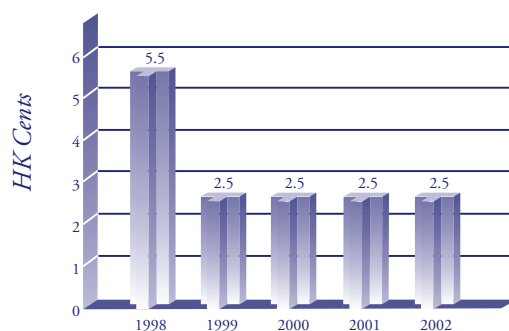
FIVE YEAR FINANCIAL SUMMARY

	1998 <i>HK\$'000</i>	1999 <i>HK\$'000</i>	2000 <i>HK\$'000</i>	2001 <i>HK\$'000</i>	2002 <i>HK\$'000</i>
Turnover	153,515	37,533	33,264	39,625	43,104
Profit for the year	30,251	9,494	13,983	14,486	23,119
Earnings per share	HK 10.0 cents	HK 3.1 cents	HK 4.5 cents	HK 4.7 cents	HK 7.5 cents
Dividends per share	HK 5.5 cents	HK 2.5 cents	HK 2.5 cents	HK 2.5 cents	HK 2.5 cents
Total assets	1,186,368	828,450	868,953	873,793	899,839
Total liabilities	183,033	170,596	181,099	167,647	191,589
Total shareholders' funds	1,003,335	657,854	687,854	706,146	708,250

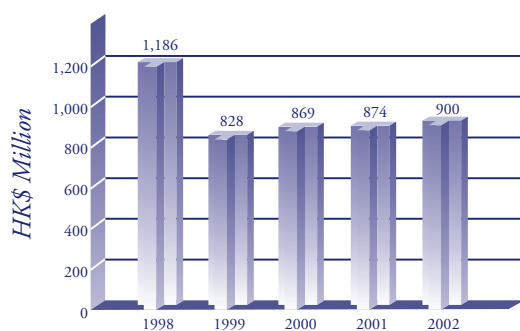
Note: Prior periods' figures have been adjusted to reflect the change in accounting policies for the adoption of several new and revised SSAPs as described in note 2 to the financial statements.



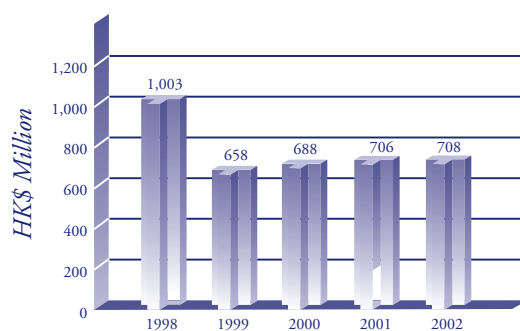
EARNINGS PER SHARE



DIVIDENDS PER SHARE



TOTAL ASSETS



TOTAL SHAREHOLDERS' FUNDS