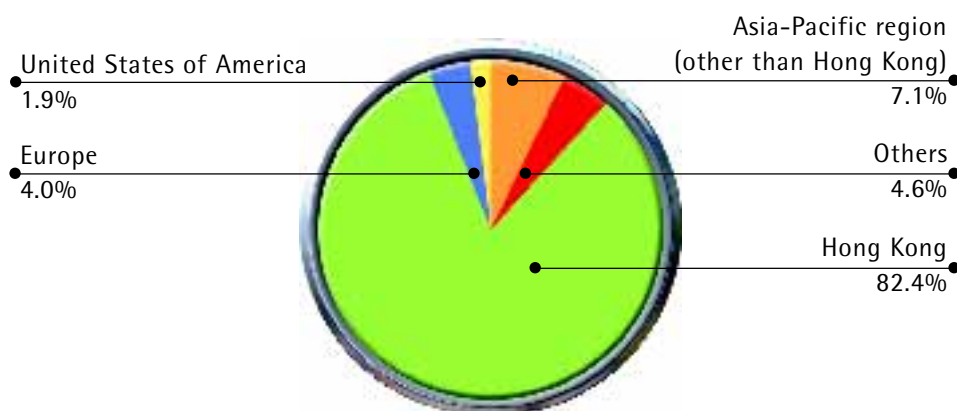
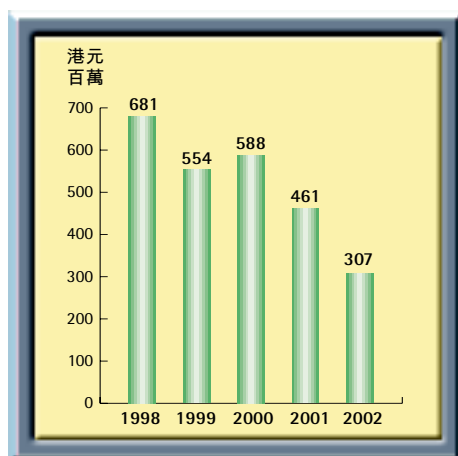


## FINANCIAL HIGHLIGHTS

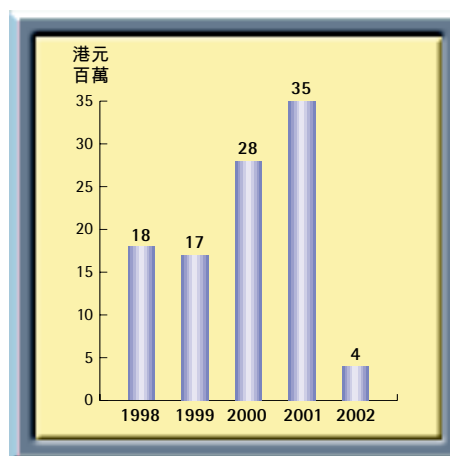
### Turnover by Geographical Region by percentage



### Turnover



### Net Profit Attributable to Shareholders



### Major Financial Indicators and Ratios

	2002	2001	2000	1999	1998
Gearing Ratio	0	0	0	0	0
Inventory Turnover Period	90 days	49 days	27 days	21 days	14 days
Account Receivable Turnover Period	36 days	21 days	16 days	15 days	11 days
Earnings Per Share	HK\$0.02	HK\$0.24	HK\$0.19	HK\$0.11	HK\$0.12
Net Assets	HK\$103 million	HK\$67 million	HK\$145 million	HK\$118 million	HK\$101 million