

Financial Summary

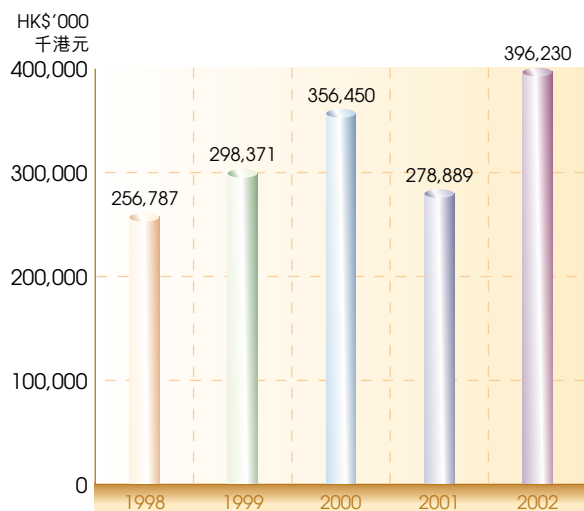
For the financial year (in HK\$'000) 財務年度 (千港元)	2002 二零零二年	2001 二零零一年	2000 二零零零年	1999 一九九九年	1998 一九九八年
Turnover 營業額	396,230	278,889	356,450	298,371	256,787
Gross profit 毛利	89,879	89,783	143,912	120,675	95,139
Profit before taxation 除稅前溢利	5,514	16,322	68,986	47,355	30,467
Taxation credit (charge) 稅項回撥 (支出)	451	(2,247)	(10,934)	(5,981)	(4,983)
Net profit for the year 當年純利	5,965	14,075	58,052	41,374	25,484
Dividends 股息	3,000	4,400	17,200	—	—
Basic earnings per share (HK\$) 基本每股盈利 (港元)	0.03	0.07	0.38	0.28	0.17
As at (in HK\$'000) 於年度終結日 (千港元)	31 March 2002 二零零二年 三月三十一日	31 March 2001 二零零一年 三月三十一日 (restated)	31 March 2000 二零零零年 三月三十一日 (restated)	30 September 1999 一九九九年 九月三十日	
Non-current 非流動資產	125,941	130,690	97,390	73,813	
Current Assets 流動資產	229,531	214,259	228,221	199,633	
Bank Balances and Cash 銀行結餘及現金	19,905	30,146	83,676	16,298	
Current Liabilities 流動負債	97,320	78,139	66,420	109,398	
Net Current Assets 流動資產淨值	132,211	136,120	161,801	90,235	
Non-current Liabilities 非流動負債	8,091	16,338	4,125	2,725	
Net Assets 資產淨值	250,061	250,472	255,066	161,323	

Note: Certain figures set out above are restated due to the adoption of a number of new and revised accounting practice, details of which are set out in note 2 to the financial statements.

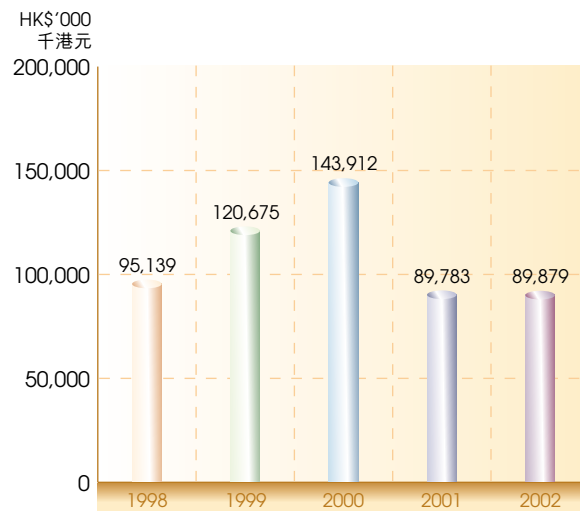
附註：上列部份數據因應採納新的及修訂的會計實務準則而重列，詳情載於財務報表附註2內。

財務資料概覽

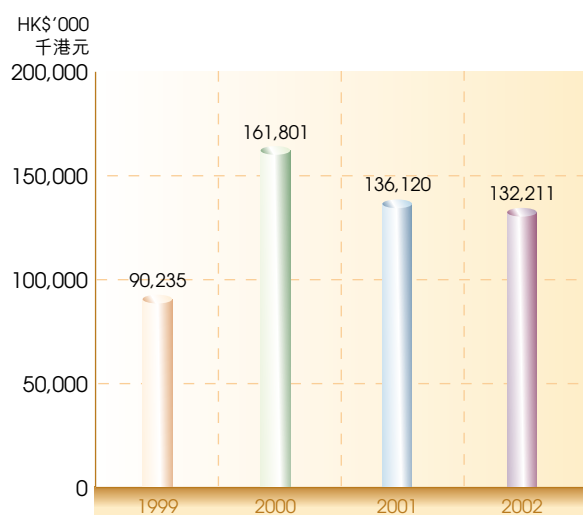
Turnover 營業額



Gross Profit 毛利



Net Current Assets 流動資產淨值



Net Assets 資產淨值

