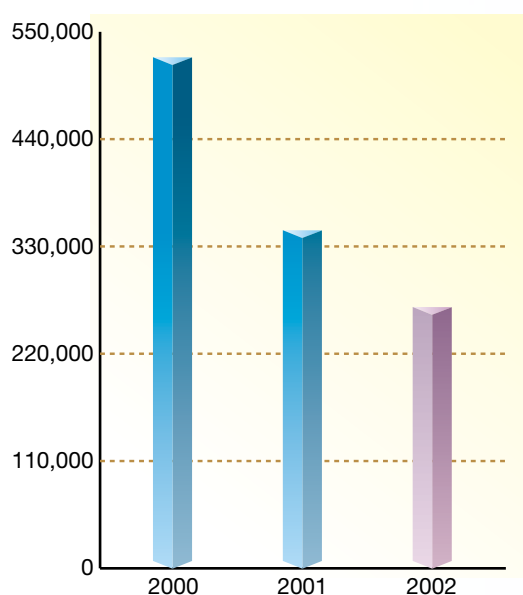


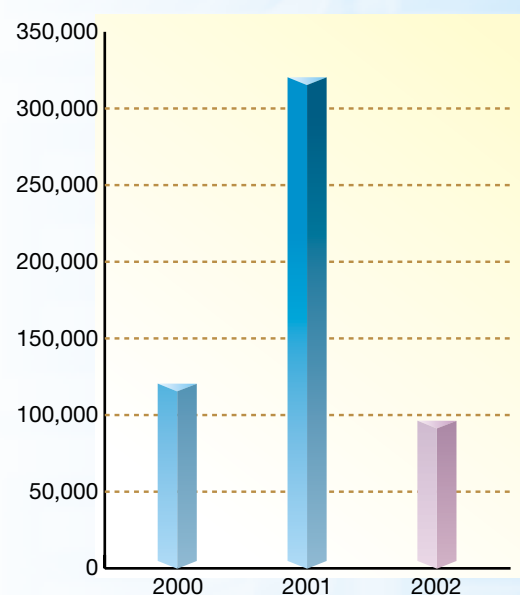
## Financial Highlights

### Three years key financial data (in HK\$'000)

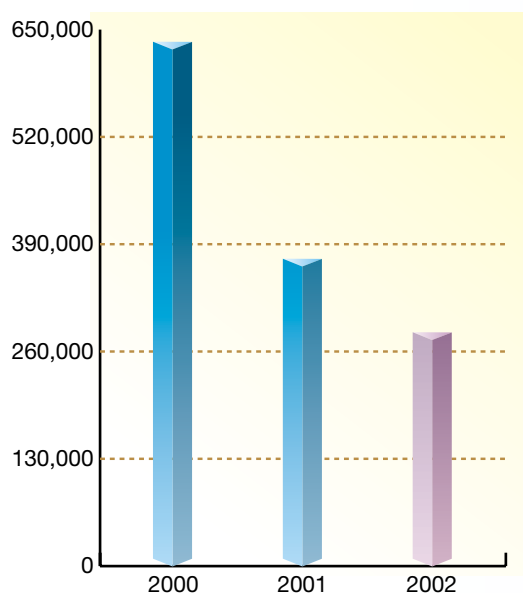
	2002	2001	2000
Turnover	<b>267,752</b>	346,576	523,119
Net loss attributable to shareholders	<b>96,207</b>	320,084	120,404
Total assets	<b>283,537</b>	372,478	634,800
Net assets/(liabilities)	<b>(75,627)</b>	21,191	248,012



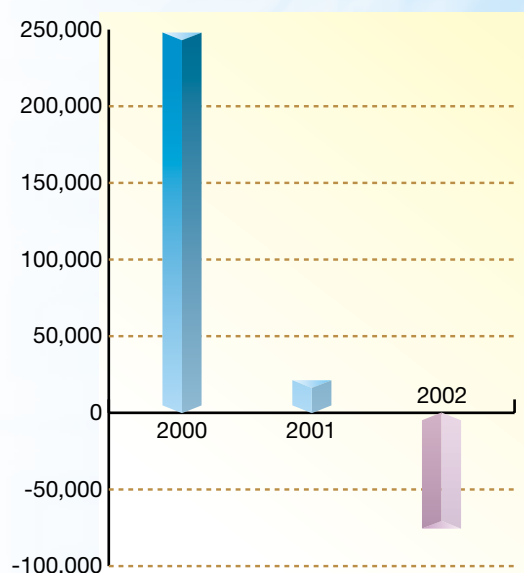
Turnover



Net loss attributable to shareholders



Total assets



Net assets/(liabilities)

## Financial Highlights

### Turnover by products (in HK\$'000)

PVC sheets  
PVC floor coverings  
PVC raw materials  
Total

	2002	2001	2000
PVC sheets	<b>220,139</b>	296,417	417,091
PVC floor coverings	<b>47,613</b>	50,159	94,012
PVC raw materials	-	-	12,016
<b>Total</b>	<b>267,752</b>	346,576	523,119

