

Financial Highlights

CONSOLIDATED PROFIT AND LOSS ACCOUNT

| | 2002 HK\$'000 | 2001 HK\$'000 |
|---|------------------|------------------|
| Turnover | 2,117,592 | 2,538,064 |
| Operating profit before interest expenses | 67,798 | 106,338 |
| Interest expenses | 40,410 | 80,693 |
| Operating profit before taxation | 27,388 | 25,645 |
| Profit attributable to shareholders | 23,870 | 21,509 |

CONSOLIDATED BALANCE SHEET

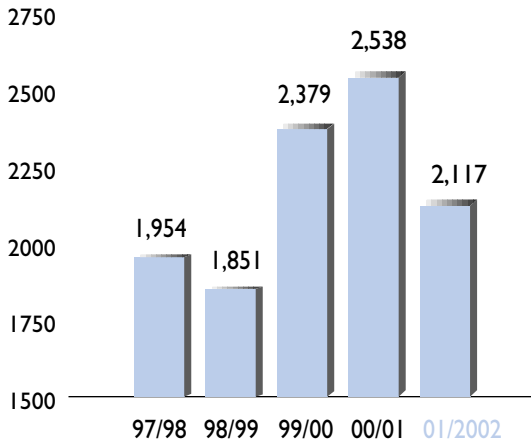
| | As at 31 March | |
|---|------------------|------------------|
| | 2002 HK\$'000 | 2001 HK\$'000 |
| Fixed assets | 158,970 | 166,615 |
| Current assets | | |
| Inventories | 279,914 | 228,629 |
| Accounts receivable, deposits and prepayments | 716,915 | 791,444 |
| Other investments | 23,887 | – |
| Taxation recoverable | – | 7,495 |
| Cash and bank balances | 92,668 | 151,593 |
| | <u>1,113,384</u> | <u>1,179,161</u> |
| Current liabilities | | |
| Accounts payable and accrued charges | 158,897 | 215,231 |
| Trust receipt loans | 417,597 | 516,480 |
| Taxation | 3,155 | – |
| Bank loans | 134,846 | 59,400 |
| | <u>714,495</u> | <u>791,111</u> |
| Net current assets | <u>398,889</u> | <u>388,050</u> |
| Total assets less current liabilities | <u>557,859</u> | <u>554,665</u> |
| Share capital and reserves | 514,358 | 492,634 |
| Non-current liabilities | 43,501 | 62,031 |
| | <u>557,859</u> | <u>554,665</u> |

SHARE STATISTICS

| | | |
|---------------------------|-------------|-------------|
| Basic earnings per share | HK5.6 cents | HK5.2 cents |
| Dividends per share | HK1.5 cents | HK1.5 cents |
| Net asset value per share | HK120 cents | HK114 cents |

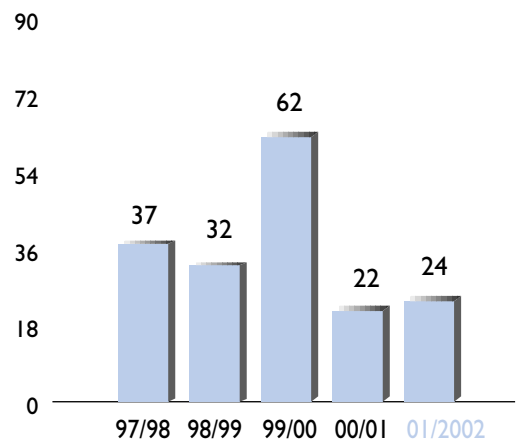
TURNOVER

HK\$
MILLION



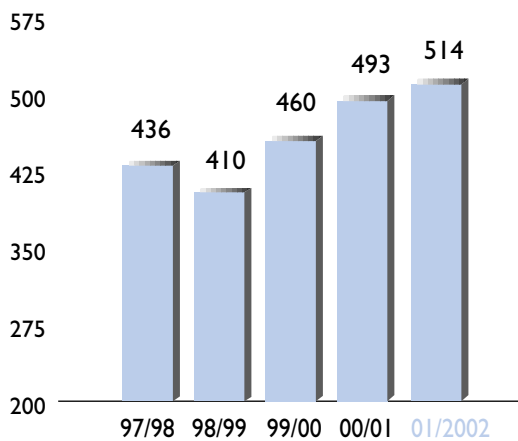
PROFIT ATTRIBUTABLE TO SHAREHOLDERS

HK\$
MILLION



SHAREHOLDERS' FUND

HK\$
MILLION



RETURN ON EQUITY

%

