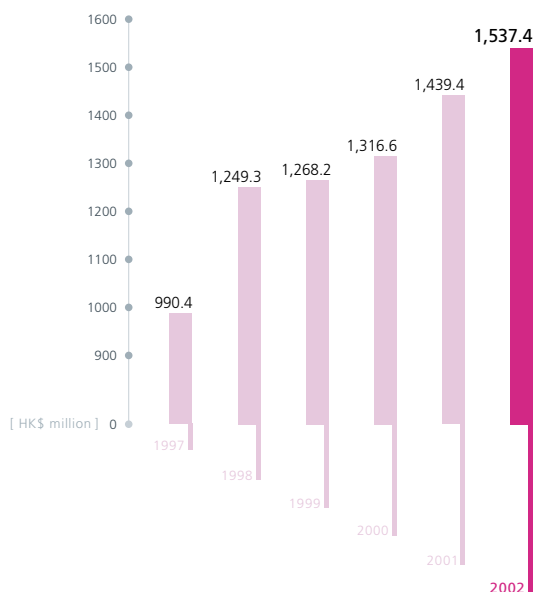


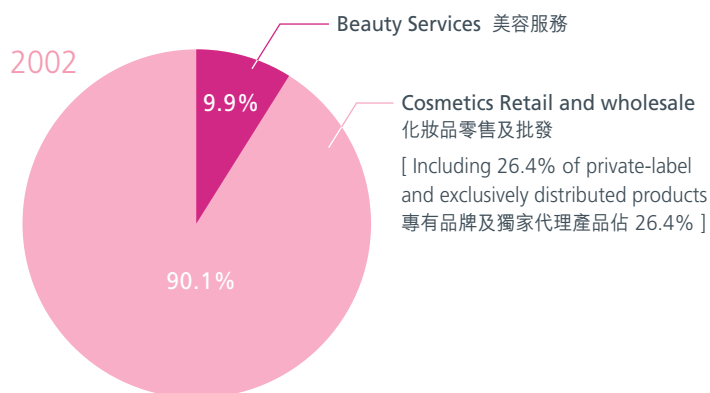
TURNOVER

營業額



TURNOVER BY BUSINESS

營業額按業務比例



FINANCIAL SUMMARY

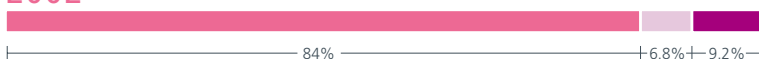
財務撮要

	2002	2001	Change 變動
Turnover (HK\$ million) 營業額 (百萬港元)	1,537.4	1,439.4	+7%
Gross profit (HK\$ million) 毛利 (百萬港元)	662.0	634.6	+4%
Shareholder's equity per share (HK\$/ share) 每股股本 (港元)	0.60	0.71	-15%
Cash & bank balances per share (HK\$/ share) 每股持有現金及銀行結餘 (港元)	0.50	0.44	+12%
Dividend per share (HK\$ cents) 每股股息 (港仙)	5 cents	5 cents	0%
Inventory level (HK\$ million) 存貨量 (百萬港元)	216.6	316.7	-32%
Inventory turnover (days) 存貨周期 (天)	89	142	53days

TURNOVER BY REGION

營業額按地區比例

2002



Total 合共: HK\$ 1,537.4 million 百萬港元

- Greater China (Hong Kong, Macau and mainland China) 大中華 (香港、澳門及中國大陸)
- Taiwan 台灣
- South Asia (Singapore, Malaysia & Thailand) 南亞洲 (新加坡、馬來西亞及泰國)

SA SA INTERNATIONAL GROUP'S BUSINESS NETWORK IN ASIA

莎莎國際集團的亞洲業務網絡



- No. of Sa Sa Retail Outlets 莎莎零售店舖數目
- No. of Sa Sa Ebeca Retail Counters 莎莎依貝佳零售專櫃數目
- ▲ No. of Phillip Wain Health and Beauty Clubs 菲力偉女子健美中心數目
- No. of Ebeca Beauty Salons 依貝佳美容中心數目

(As at 31st March 2002)
(截至二零零二年三月三十一日止)

- Existing Operations
現時經營業務之地區:

 - Hong Kong 香港
 - Macau 澳門
 - mainland China 中國大陸
 - Taiwan 台灣
 - Singapore 新加坡
 - Malaysia 馬來西亞
 - Thailand 泰國