

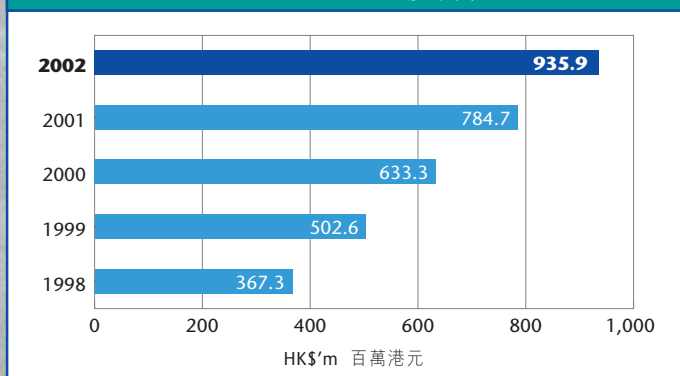
FINANCIAL HIGHLIGHTS

財務撮要

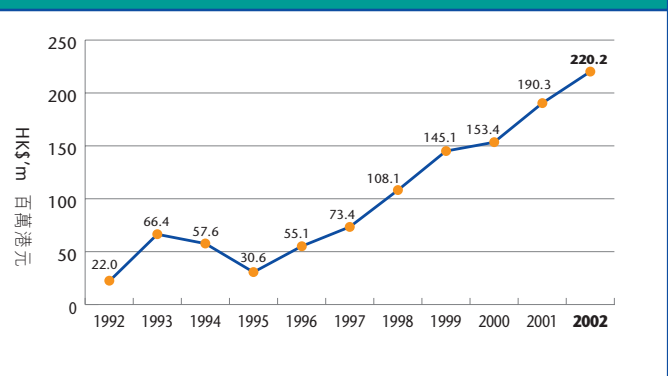
Year ended 31st March
截至三月三十一日止年度

		2002 二零零二年	2001 二零零一年	Change 變動
		HK\$'000 千港元	HK\$'000 千港元	
Financial position 財務狀況				
Turnover	營業額	2,847,547	2,947,967	-3%
Profit attributable to shareholders	股東應佔溢利	220,188	190,289	+16%
Dividends	股息	103,053	35,672	+189%
Shareholders' funds	股東資金	935,897	784,685	+19%
Net current assets	流動資產淨值	381,646	320,330	+19%
Total borrowings	借貸總額	199,817	222,791	-10%
Net assets value per share	每股資產淨值	118.1 cents 仙	99.0 cents 仙	+19%
Capital expenditure	資本開支	164,047	163,653	+0.24%
Profitability ratios 盈利比率				
Net profit margin	邊際純利	7.7%	6.5%	+18%
Gearing ratio	負債比率	0.21	0.29	-28%
Current ratio	流動比率	1.8	1.8	-

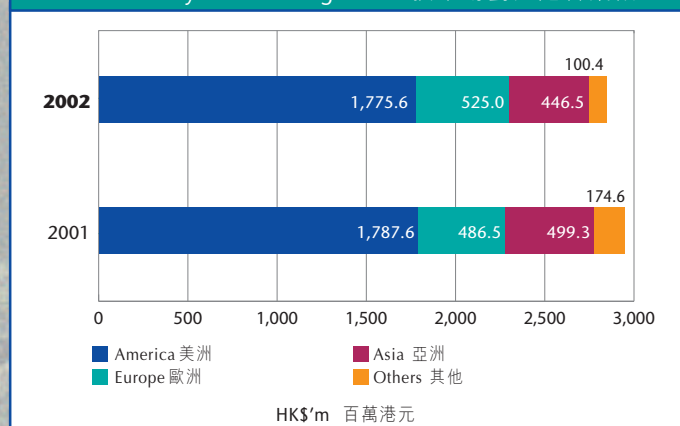
Shareholders' funds 股東資金



Profit attributable to shareholders 股東應佔溢利



Turnover by market segments 按市場劃分之營業額



Basic earnings per share 每股基本盈利

