

# 4 財務摘要

## FINANCIAL HIGHLIGHTS

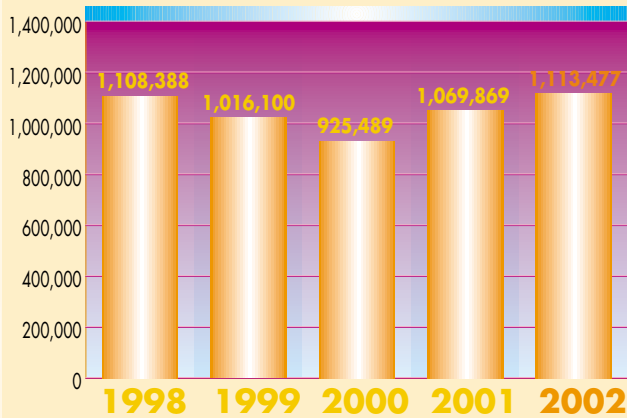
|                  |   | 二零零二年           | 二零零一年           | 二零零零年           | 一九九九年           | 一九九八年           |
|------------------|---|-----------------|-----------------|-----------------|-----------------|-----------------|
|                  |   | 2002            | 2001            | 2000            | 1999            | 1998            |
|                  |   | 千港元             | 千港元             | 千港元             | 千港元             | 千港元             |
|                  |   | HK\$'000        | HK\$'000        | HK\$'000        | HK\$'000        | HK\$'000        |
|                  |   |                 | (已重列)           | (已重列)           | (已重列)           | (已重列)           |
|                  |   |                 | (Restated)      | (Restated)      | (Restated)      | (Restated)      |
| <b>集團業績概要</b>    | <b>Summary of Group Results</b>               |                 |                 |                 |                 |                 |
| 營業額              | Turnover                                      | 1,113,477       | 1,069,869       | 925,489         | 1,016,100       | 1,108,388       |
| 經營溢利             | Profit from operations                        | 72,429          | 52,270          | 80,315          | 71,958          | 65,847          |
| 本年度<br>純利        | Net Profit<br>for the year                    | 60,017          | 39,517          | 54,441          | 30,286          | 17,087          |
| <b>資產負債表</b>     | <b>Balance Sheet</b>                          |                 |                 |                 |                 |                 |
| 物業、廠房及設備         | Property, plant and equipment                 | 226,270         | 227,850         | 224,094         | 245,764         | 259,363         |
| 股東資金             | Shareholders' funds                           | 586,438         | 540,246         | 519,333         | 473,278         | 477,204         |
|                  |   | <b>港仙</b>       | <b>港仙</b>       | <b>港仙</b>       | <b>港仙</b>       | <b>港仙</b>       |
|                  |   | <b>HK cents</b> | <b>HK cents</b> | <b>HK cents</b> | <b>HK cents</b> | <b>HK cents</b> |
| <b>每股資料</b>      | <b>Per Share Data</b>                         |                 |                 |                 |                 |                 |
| 每股盈利             | Earnings per share                            | 12.2            | 8.1             | 11.2            | 6.2             | 3.5             |
| 每股股息             | Dividend per share                            | 6.0             | 5.0             | 6.0             | 4.0             | 3.0             |
| <b>財務比率</b>      | <b>Financial Ratios</b>                       |                 |                 |                 |                 |                 |
| 平均總資產<br>回報率     | Return on average<br>total assets             | 8.0%            | 5.5%            | 8.3%            | 4.3%            | 2.1%            |
| 平均股東資金<br>回報率    | Return on average<br>shareholders' funds      | 10.7%           | 7.5%            | 11.0%           | 6.4%            | 3.6%            |
| 淨銀行借貸對股東<br>資金比率 | Net bank borrowings<br>to shareholders' funds | N/A             | 9%              | N/A             | 2%              | 33%             |
| 利息比率 (倍數)        | Interest cover (times)                        | 24.2            | 10.4            | 27.2            | 4.8             | 3.2             |

附註：因在二零零二年採納《會計實務準則》第9號（修訂）「結算日後事項」，使有關一九九八年、一九九九年、二零零零年及二零零一年之數據已重列。

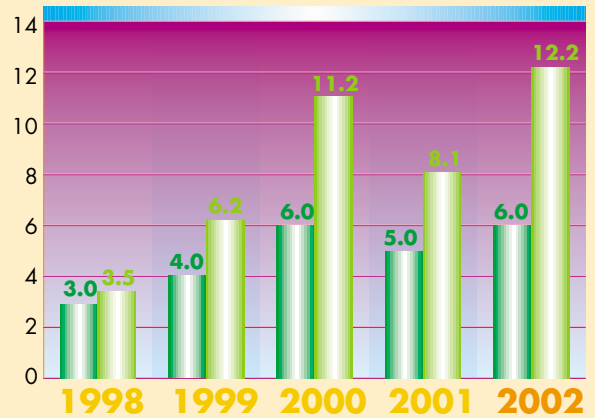
Note: The figures for 1998, 1999, 2000 and 2001 have been restated as a result of adoption of the Statement of Standard Accounting Practice 9 (Revised) "Events after the balance sheet date" in 2002.



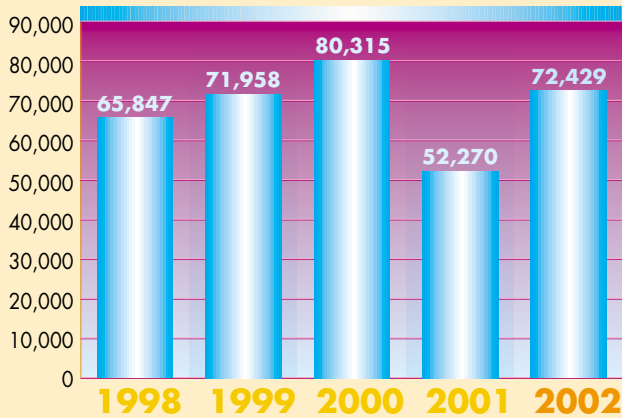
營業額 (千港元)  
Turnover (HK\$'000)



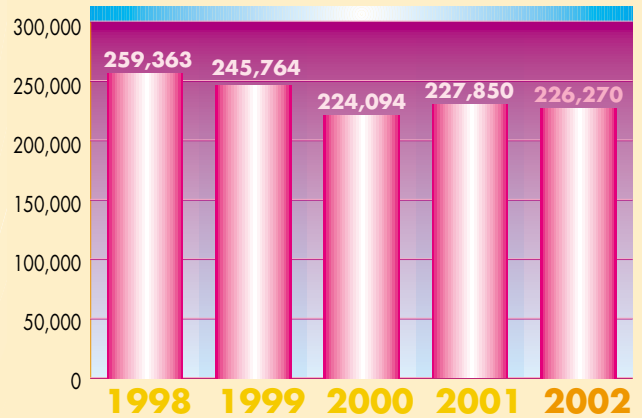
每股股息 (港仙) Dividend per share (HK cents)  
每股盈利 (港仙) Earnings per share (HK cents)



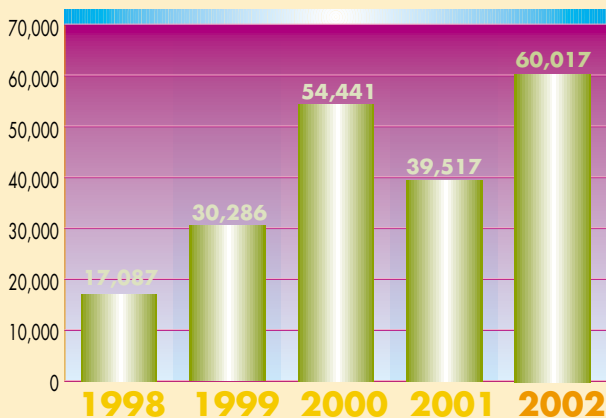
經營溢利 (千港元)  
Profit from operations (HK\$'000)



物業、廠房及設備 (千港元)  
Property, plant and equipment (HK\$'000)



本年度純利 (千港元)  
Net Profit for the year (HK\$'000)



股東資金 (千港元)  
Shareholders' fund (HK\$'000)

