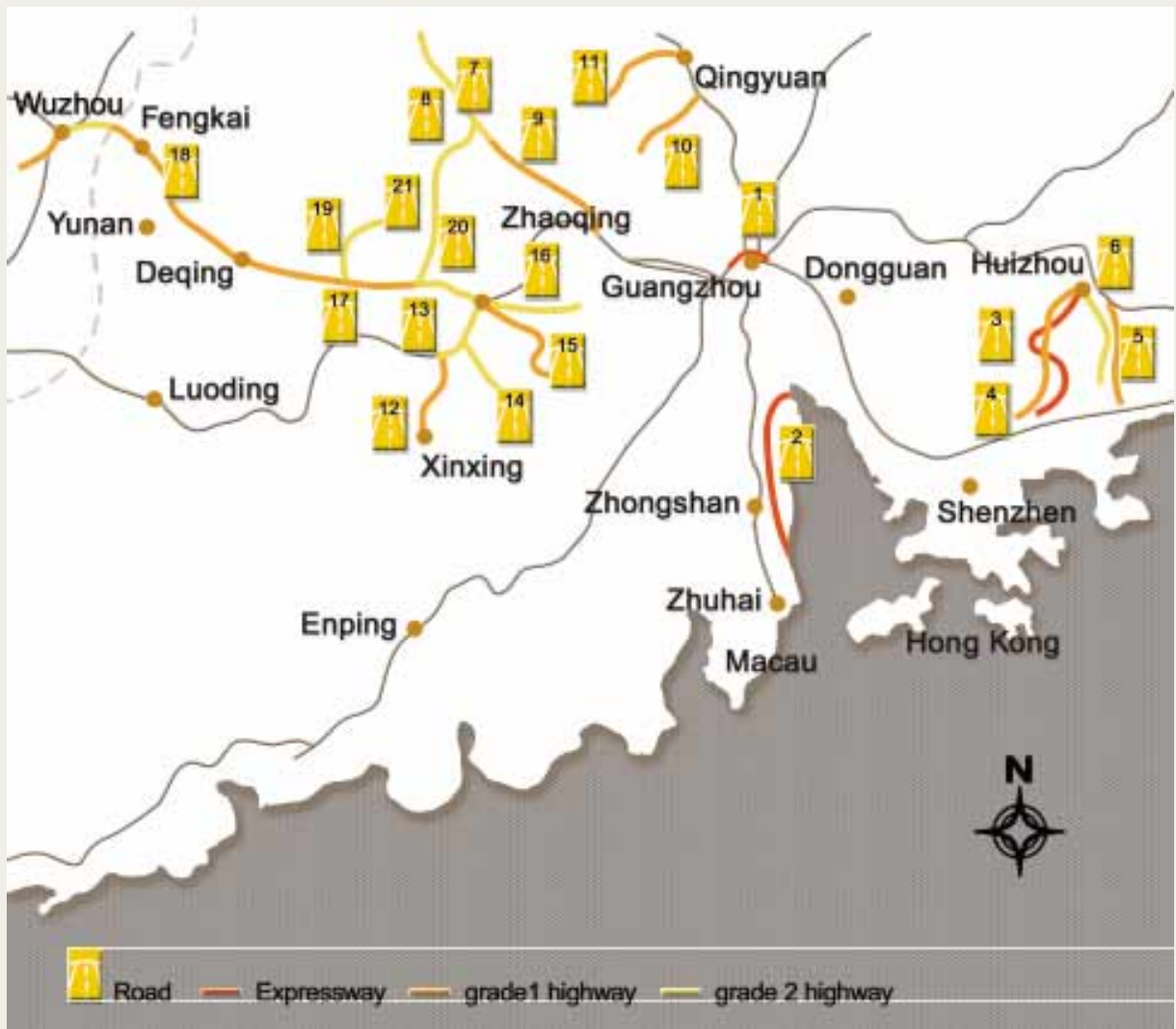


PROJECT KEY FACTS





Road and Bridge Network



Guangdong Road Network

SOUTHERN GUANGDONG



NWI's Attributable Interest:
Form of Investment:
Length:
Lanes:
Location:
Operation Date:
Expiry Date:
Current Toll Rates:

Ave. Daily Traffic Flow
Ave. Toll Rate (Rmb)

Guangzhou City Northern Ring Road



65.29%
 CJV
 22km
 Dual 3-Lane
 Guangzhou City
 January 1994

2002	2001	2000
120,566	130,747	146,379
9.79	9.77	10.03

Beijing-Zhuhai Expressway (Guangzhou-Zhuhai Section)



25%
 CJV
 Section I: 8.6km Section II: 53.8km
 Dual 3-Lane/Dual 2-Lane
 Guangdong Province
 Section I: May 1997
 Section II: December 1999
 2030
 Section I: Rmb3-Rmb18.57
 Section II: Rmb5-Rmb180

	2002	2001	2000
Section I:	27,731	24,912	22,183
Section II:	24,926	20,079	14,948
Section I:	7.05	7.03	6.68
Section II:	34.98	35.04	37.22

Roadway No. 321 (Gaoyao Section)



55%
 CJV
 23.8km
 Dual 2-Lane
 Gaoyao City
 August 1998
 2019
 Rmb2-Rmb30

2002	2001	2000
9,332	8,954	8,923
9.68	9.57	9.67

Roadway No. 1962 (Gaoyao Section)



60%
 CJV
 32.4km
 Dual 1-Lane
 Gaoyao City
 August 1998
 2026
 Rmb2-Rmb25

2002	2001	2000
2,398	2,387	2,753
5.65	5.90	6.29

Roadway No. 1958 (Deqing Section)



65%
 CJV
 30km
 Dual 1-Lane
 Deqing County
 May 1999
 2023
 Rmb2-Rmb25

2002	2001	2000
541	693	481
6.24	7.19	6.27

NWI's Attributable Interest:
Form of Investment:
Length:
Lanes:
Location:
Operation Date:
Expiry Date:
Current Toll Rates:

Ave. Daily Traffic Flow
Ave. Toll Rate (Rmb)

Shuangjin Roadway (Gaoyao Section)



61%
 CJV
 34km
 Dual 1-Lane
 Gaoyao City
 September 1997

2002	2001	2000
867	1,552	1,618
5.29	4.51	4.18

NWI's Attributable Interest:
Form of Investment:
Length:
Lanes:
Location:
Operation Date:
Expiry Date:
Current Toll Rates:

Ave. Daily Traffic Flow
Ave. Toll Rate (Rmb)

NORTHERN GUANGDONG



WESTERN GUANGDONG



Roadway No. 321 (Fengkai Section)



45%
CJV
42km
Dual 2-Lane
Fengkai County
December 1994

2019
Rmb2-Rmb60

2002	2001	2000
5,346	5,135	4,849
23.53	23.55	24.52

Roadway No. 321 (Deqing Section)



45%
CJV
79km
Dual 2-Lane
Deqing County
September 1995

2020
Rmb3-Rmb70

2002	2001	2000
6,342	6,023	5,780
30.87	31.19	31.84

Roadway No. 1967 (Xinxing Section)



55%
CJV
25km
Dual 2-Lane
Xinxing County, Yunfu
July 1997
2022
Rmb3-Rmb30

2002	2001	2000
2,985	2,981	3,005
7.72	8.14	8.53

Roadway No. 324 (Gaoyao Section)



40%
CJV
24km
Dual 2-Lane
Gaoyao City
February 1994
2015
Rmb2-Rmb30

2002	2001	2000
9,079	8,779	8,932
8.36	8.22	8.24

Roadway No. 1969 (Gaoyao Section)



10%/58%
CJV
27km
Dual 1-Lane
Gaoyao City
January 1998
2024
Rmb2-Rmb25

2002	2001	2000
2,462	2,452	2,317
6.43	6.17	6.38

Roadway No. 1964 (Zhaojiang Section)



70%
CJV
32km
Dual 2-Lane
Gaoyao City
December 1995
2019
Rmb2-Rmb30

2002	2001	2000
6,424	6,185	6,157
6.62	6.57	6.84

Roadway No. 1959 (Qingxin Section)



75%
CJV
26.6km
Dual 2-Lane
Qingxin County, Qingyuan City
November 1998

2027
Rmb2-Rmb25

2002	2001	2000
3,928	3,879	4,312
5.53	4.61	4.25

Roadway No. 1906 (Qingcheng Section)



80%
CJV
26.8km
Dual 2-Lane
Qingcheng District, Qingyuan City
September 2001

2028
Rmb2-Rmb20

2002	2001	2000
2,909	n/a	n/a
5.55	n/a	n/a

Roadway No. 1960 (Guangning Section)



55%
CJV
60km
Dual 1-Lane
Guangning County
July 1996

2020
Rmb2-Rmb60

2002	2001	2000
4,607	4,404	4,179
17.82	18.13	19.02

Roadway No. 1960 (Sihui Section)



50%
CJV
47km
Dual 2-Lane
Sihui City
Wumagang Bridge Toll Station: January 1996
Shatou Toll Station: June 1996

2021
Rmb2-Rmb60

2002	2001	2000
5,966	5,655	5,511
18.03	18.56	18.99

Roadway No. 1962 (Guangning Section)



NWI's Attributable Interest:
Form of Investment:
Length:
Lanes:
Location:
Operation Date:
Expiry Date:
Current Toll Rates:

55%
 CJV
 19.5km (including a 301-meter bridge)
 Dual 1-Lane
 Guangning County
 April 1998
 2023
 Rmb2-Rmb25

Ave. Daily Traffic Flow
Ave. Toll Rate (Rmb)

	2002	2001	2000
Ave. Daily Traffic Flow	807	765	735
Ave. Toll Rate (Rmb)	4.79	4.34	4.12

EASTERN GUANGDONG



GUANGXI ROAD NETWORK



NWI's Attributable Interest:
Form of Investment:
Length:
Lanes:
Location:
Operation Date:
Expiry Date:
Current Toll Rates:

Ave. Daily Traffic Flow
Ave. Toll Rate (Rmb)

Beiliu City Roadways



60%
 CJV
 Phase I: 18.2km Phase II: 21.6km
 Dual 1- to 2-Lane
 Beiliu City
 Phase I: August 1997
 Phase II: May 1998
 2022
 Rmb1-Rmb25

	2002	2001	2000
Ave. Daily Traffic Flow	4,590	5,552	5,787
Ave. Toll Rate (Rmb)	7.62	6.46	6.27

Roadway No. 321 (Wuzhou Section)



NWI's Attributable Interest:
Form of Investment:
Length:
Lanes:
Location:
Operation Date:
Expiry Date:
Current Toll Rates:

45%
 CJV
 Phase I: 8.7km Phase II: 4.3km
 Dual 2-Lane
 Wuzhou City
 Phase I: March 1997
 Phase II: December 1998
 2022
 Rmb2-Rmb30

Ave. Daily Traffic Flow
Ave. Toll Rate (Rmb)

	2002	2001	2000
Ave. Daily Traffic Flow	5,558	5,377	5,208
Ave. Toll Rate (Rmb)	15.75	16.15	16.53

Cangwu County Roadway



70%
 CJV
 10.1km
 Dual 2- to 3-Lane
 Cangwu County
 January 1999
 2022
 Rmb1-Rmb22

	2002	2001	2000
Ave. Daily Traffic Flow	5,055	4,990	4,724
Ave. Toll Rate (Rmb)	9.93	6.87	7.15

SHANXI ROAD NETWORK



Shenzhen-Huizhou Expressway (Huizhou Section)



33.33%
CJV
34.7km
Dual 2-Lane
Huizhou City
June 1993
2027
Rmb15-Rmb85
2002 **2001** **2000**
7.314 6.312 6.123
20.95 22.53 23.42

Shenzhen-Huizhou Roadway (Huizhou Section)



50%
CJV
21.8km
Dual 2-Lane
Huizhou City
December 1997
2023
Rmb1-Rmb25
2002 **2001** **2000**
11.979 11.383 10.549
6.83 6.82 6.91

Hui-Ao Roadway



50%
CJV
Hui-Dan Section: 36km
Hui-Ao Section: 50.5km
Hui-Dan Section: Dual 1-Lane
Hui-Ao Section: Dual 2-Lane
Huizhou City
Hui-Dan Section: January 1996
Hui-Ao Section: October 2000
2028
Rmb2-Rmb25
2002 **2001** **2000**
5.930 4.062 3.488
6.38 5.88 5.94

Rongxian Roadways



70%
CJV
Phase I: 9.2km Phase II: 16.8km
Dual 1- to 2-Lane
Rongxian
Phase I: October 1997
Phase II: May 1998
2022
Rmb1-Rmb25
2002 **2001** **2000**
4.289 4.430 5.001
8.68 7.88 7.13

Yulin - Shinan Roadway



60%
CJV
27.8km
Dual 2-Lane
Yulin City
May 1998
2022
Rmb1-Rmb25
2002 **2001** **2000**
4.937 4.638 4.237
11.09 11.20 11.00

Yulin Shinan-Dajiangkou Roadway



60%
CJV
Phase I: 8.7km Phase II: 30km
Dual 2-Lane
Yulin City
Phase I: August 1997
Phase II: January 1999
2022
Rmb1-Rmb25
2002 **2001** **2000**
2.721 2.415 2.326
9.00 8.61 8.08

Yulin Shinan-Guigang Roadway



60%
CJV
20km
Dual 2-Lane
Yulin City
2022
2002 **2001** **2000**
2.326 2.415 2.326
8.08 8.61 8.08

Shanxi Taiyuan-Gujiao Roadway (Taiyuan Section)



60%/90%
CJV
23.18km
Dual 1-Lane
Taiyuan City
July 2000
2025
Rmb5-Rmb50
2002 **2001** **2000**
630 670 n/a
8.80 9.65 n/a

Shanxi Taiyuan-Gujiao Roadway (Gujiao Section)



60%/90%
CJV
36.02km
Dual 1-Lane
Gujiao City
April 1999
2025
Rmb5-Rmb50
2002 **2001** **2000**
955 973 683
11.03 12.02 12.22

Roadway No. 309 (Changzhi Section)



60%/90%
CJV
22.2km
Dual 1-Lane (16.75km)
Dual 2-Lane (5.45km)
Changzhi City
July 2000
2023
Rmb5-Rmb50
2002 **2001** **2000**
1,087 1,305 n/a
13.94 11.69 n/a

Taiyuan-Changzhi Roadway (Changzhi Section)



60%/90%
CJV
18.3km
Dual 1-Lane (4.05km)
Dual 2-Lane (14.25km)
Changzhi City
August 2000
2023
Rmb5-Rmb50
2002 **2001** **2000**
3,682 2,280 n/a
15.37 11.99 n/a

Jincheng-Jiaozuo Expressway (Shanxi Section)



32
 60%/90%
 CJV
 32km
 Dual 2-Lane
 Jincheng City
 December 2002
 2028
 n/a

NWI's Attributable Interest:
Form of Investment:
Length:
Lanes:
Location:
Operation Date:
Expiry Date:
Current Toll Rates:

Ave. Daily Traffic Flow
Ave. Toll Rate (Rmb)

WUHAN CITY ROAD PROJECT



Wuhan Airport Expressway



29
 40%
 CJV
 18km
 Dual 2-Lane
 Wuhan City
 April 1995
 2025
 Rmb5-Rmb50

NWI's Attributable Interest:
Form of Investment:
Length:
Lanes:
Location:
Operation Date:
Expiry Date:
Current Toll Rates:

Ave. Daily Traffic Flow
Ave. Toll Rate (Rmb)

	2002	2001	2000
Ave. Daily Traffic Flow	6,647	5,700	5,005
Ave. Toll Rate (Rmb)	16.90	12.42	11.36

TIANJIN CITY ROAD PROJECT



Tianjin Expressway (Tianjin North Section)



35
 90% of distributable cash for the first 15 years
 60% of distributable cash for the last 15 years
 CJV
 Section I: 43.4km Section II: 17km
 Dual 2- to 3-Lane
 Tianjin Municipality
 Section I: January 1999
 Section II: January 2001
 Section I: 2028 Section II: 2030
 Rmb5-Rmb110

NWI's Attributable Interest:
Form of Investment:
Length:
Lanes:
Location:
Operation Date:
Expiry Date:
Current Toll Rates:

Ave. Daily Traffic Flow
Ave. Toll Rate (Rmb)

	2002	2001	2000
Ave. Daily Traffic Flow	10,615	9,235	6,837
Ave. Toll Rate (Rmb)	34.86	26.48	25.68

HONG KONG ROAD PROJECT



Tate's Cairn Tunnel



36
 29.5%
 Equity
 4km
 Dual 2-Lane
 Hong Kong
 June 1991
 2018
 HK\$10-HK\$20

	2002	2001	2000
Ave. Daily Traffic Flow	63,519	63,992	64,160
Ave. Toll Rate (HK\$)	13.45	13.40	12.17

GUANGDONG BRIDGE PROJECTS



Gaoming Bridge



30%/80%
CJV
1.1km
Dual 1-Lane
Foshan City
November 1996
2021
Rmb2-Rmb25

2002	2001	2000
15,816	14,977	15,106
5.16	5.12	5.44

Zhaoqing Deqing Xijiang Bridge



60%
CJV
1.4km
Dual 1-Lane
Deqing County
May 1999
2022
Rmb2-Rmb25

2002	2001	2000
1,928	1,652	1,560
7.56	7.49	7.95

WUHAN CITY BRIDGE PROJECT



Wuhan Bridge Development



48.86%
JSC
3.2km
Yangtze River Bridge No. 2: Dual 3-Lane
Wuhan City
Yangtze River Bridge No. 2: June 1995
Rmb1-Rmb50

2002	2001	2000
45,476	40,682	41,084
8.75	9.27	11.18

TIANJIN CITY BRIDGE PROJECT



Tianjin Yonghe Bridge



90%
CJV
0.5KM
Dual 1-Lane
Tianjin Municipality
December 1998
2023
Rmb1-Rmb20

2002	2001	2000
4,811	5,575	5,713
5.69	5.78	5.80



Energy Projects



NWI's Attributable Interest:
Form of Investment:
Installed Capacity:
Expected Annual Output:
Location:
Type of Power Plant:
Operation Date:
Expiry Date:

Power Generation (GWh)

Zhujiang Power Station - Phase I



50%
 EJV
 600MW
 3.3 billion kWh
 Nansha Economic Development Zone, Guangzhou City
 Coal-Fired Thermal
 January 1994
 2017

2002	2001	2000
3,537	3,148	2,386

NWI's Attributable Interest:
Form of Investment:
Installed Capacity:
Expected Annual Output:
Location:
Type of Power Plant:
Operation Date:
Expiry Date:

Power Generation (GWh)

Zhujiang Power Station - Phase II



25%
 EJV
 600MW
 3.3 billion kWh
 Nansha Economic Development Zone, Guangzhou City
 Coal-Fired Thermal
 April 1996
 2020

2002	2001	2000
3,183	3,335	2,659

Shunde De Sheng Power Plant



60%
 CJV
 273.5 MW
 1.5 billion kWh
 Shunde City, Guangdong Province
 Oil-Fired Thermal
 April 1997
 2017

2002	2001	2000
1,349	1,298	1,344



NWI's Attributable Interest:
Form of Investment:
Installed Capacity:
Expected Annual Output:
Location:
Type of Power Plant:
Operation Date:
Expiry Date:

Power Generation (GWh)

Sichuan Qianwei Dali Power Plant



60%
 CJV
 54 MW
 270 million kWh
 Qianwei County, Sichuan Province
 Coal-Fired Thermal
 November 1997
 2022

2002	2001	2000
230	199	192



NWI's Attributable Interest:
Form of Investment:
Installed Capacity:
Location:
Type of Power Plant:
Operation Date:
Expiry Date:

Power Generation (GWh)

Companhia de Electricidade de Macau – CEM, SA



20.325%
 Equity
 397 MW
 One in Macau and Two in Coloane
 Oil-Fired Thermal
 November 1997
 2010

2002	2001	2000
1,831	1,735	1,704



NWI's Attributable Interest:
Form of Investment:
Location:
Operation Date:

New Qu Energy Limited



22.5%
 Equity
 Dalian, Liaoning Province
 October 1999

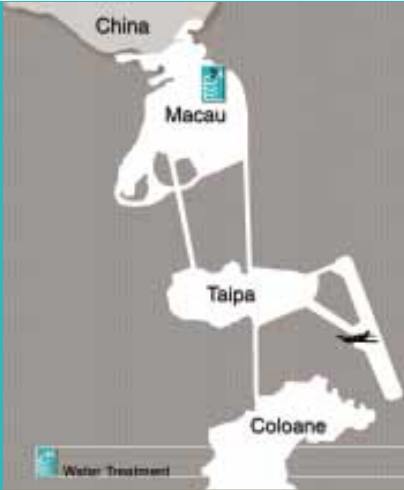


Cargo Handling Projects

Pacific Ports Co. Ltd.	
<p>NWP's Attributable Interest: Form of Investment: No. of Projects: Container Cargo Handling Capacity: Location:</p>	<div style="display: flex; align-items: center;"> </div> <p>75% Equity 11</p> <p>5.2 million TEUs p.a. Hong Kong</p>



Water Treatment Projects



NWI's Attributable Interest:
 Form of Investment:
 Capacity:
 Location:
 Expiry Date:

Macao Water Supply Co. Ltd.



42.5%
 Equity
 255,000m³/day
 Macau
 2010



NWI's Attributable Interest:
 Form of Investment:
 Capacity:
 Location:
 Operation Date:
 Expiry Date:

Lianjiang Water Plant



30%
 Equity
 100,000m³/day
 Lianjiang, Guangdong Province
 2003
 2027



NWI's Attributable Interest:
 Form of Investment:
 Capacity:
 Location:
 Operation Date:
 Expiry Date:

Zhongshan Tanzhou Water Plant



29%
 Equity
 80,000m³/day
 Zhongshan, Guangdong Province
 November 1997
 2027

NWI's Attributable Interest:
Form of Investment:
Capacity:
Location:
Operation Date:
Expiry Date:

Zhongshan Dafeng Water Plant



33.06%
 Equity
 200,000m³/day
 Zhongshan, Guangdong Province
 April 1998
 2020

Zhongshan Quanlu Water Plant



33.06%
 Equity
 500,000m³/day
 Zhongshan, Guangdong Province
 April 1998
 2020

Dongguan Microfiltration Equipment Plant



25%
 Equity
 n/a
 Dongguan, Guangdong Province
 November 1997
 2014



NWI's Attributable Interest:
Form of Investment:
Capacity:
Location:
Operation Date:
Expiry Date:

Baoding Water Plant



45%
 Equity
 260,000m³/day
 Baoding, Hebei Province
 June 2000
 2020



NWI's Attributable Interest:
Form of Investment:
Capacity:
Location:
Operation Date:
Expiry Date:

Zhengzhou Water Plant



25%
 Equity
 360,000m³/day
 Zhengzhou, Henan Province
 August 2001
 2031



Nanchang Water Plant



25%
 Equity
 50,000m³/day
 Nanchang, Jiangxi Province
 November 1997
 2023



Siping Water Plant



25%
 Equity
 118,000m³/day
 Siping, Jilin Province
 September 2000
 2030









Xinchang Water Plants



25%
 Equity
 100,000m³/day
 Xinchang, Zhejiang Province
 March 2002
 2032

◀ 142 PROJECT KEY FACTS – WATER TREATMENT

 <p>Inner Mongolia Jilin Province Changtu Shenyang Liaoning Province Panjin Dandong D.P.R. Korea Dalian Water Treatment Strategic Investment</p>	<p>NWI's Attributable Interest: Form of Investment: Capacity: Location: Operation Date: Expiry Date:</p>	<p>Changtu Water Plant</p> <p>7</p>  <p>35% Equity 50,000m³/day Tieling, Liaoning Province January 2001 2029</p>	<p>Panjin Water Plant</p> <p>12</p>  <p>30% Equity 110,000m³/day Panjin, Liaoning Province April 2002 2032</p>
---	--	--	---

<p>NWI's Attributable Interest: Form of Investment: Capacity: Location: Operation Date: Expiry Date:</p>	<p>Shenyang Public Utility Holdings Co. Ltd.</p> <p>1</p>  <p>4.32% Equity N/A Shenyang, Liaoning Province 16 December 1999 N/A</p>	 <p>Jiangsu Province Jiading Wusong Donggou Shanghai Pudong Chuansha Zhoupu Zhejiang Province Water Treatment</p>	<p>Shanghai Spark Water Plant</p> <p>13</p>  <p>25% Equity 100,000m³/day Shanghai January 2002 2031</p>
--	---	--	--

<p>NWI's Attributable Interest: Form of Investment: Capacity: Location: Operation Date: Expiry Date:</p>	<p>Shanghai SCIP Waste Water Plant</p> <p>14</p>  <p>25% Equity 50,000m³/day Shanghai December 2002 (Estimate) 2052</p>	 <p>Tianjin Province Liaoning Province Hebei Province Dezhou Jinan Zibo Shandong Province Qingdao Jining Anhui Province Jiangsu Province Water Treatment</p>	<p>Qingdao Water Plant</p> <p>16</p>  <p>25% Equity 543,000m³/day Qingdao, Shandong Province August 2002 2027</p>
--	--	--	--



Telecommunications, Media & Technology

TELECOMMUNICATIONS

Date of Investment:
Location:
Web Site:

GWcom, Inc.



December 1999
U.S.A.
www.gwcom.com
www.byair.com

LinkAir Communications, Inc.



January 2000
U.S.A.
www.linkair.com

Shenzhen New World Xianglong Network Technology



January 2000
Shenzhen, Guangdong Province
www.sunlong.com

Shenzhen New World Xianglong Technology Development



January 2000
Shenzhen, Guangdong Province
www.sunlong.com

Group Sense (International) Ltd.



April 2000
Hong Kong
www.gsl.com.hk

Integrated Telecom Express, Inc.



October 1999
U.S.A.
www.itexinc.com

MEDIA

Date of Investment:
Location:
Web Site:

chinadotcom/China Internet Corporation Limited (CIC)



chinadotcom
May 1997
Hong Kong
www.china.com

CIC
May 1997
Hong Kong
n/a

Prediwave Corporation



May 2000
U.S.A.
www.prediwave.com