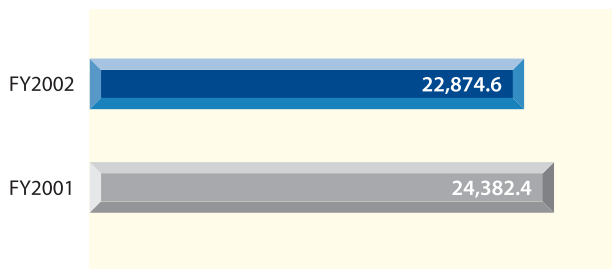


	FY2002 HK\$m	FY2001 HK\$m (As restated)	Change %
Turnover	22,874.6	24,382.4	-6.2
Operating profit before financing costs and income	3,102.6	1,770.7	75.2
Share of results of associated companies and jointly controlled entities	565.1	885.5	-36.2
Profit attributable to shareholders	1,275.4	46.4	2,648.7
Net cash inflow from operating activities	1,942.1	3,037.7	-36.1
Total assets	126,774.9	130,479.1	-2.8

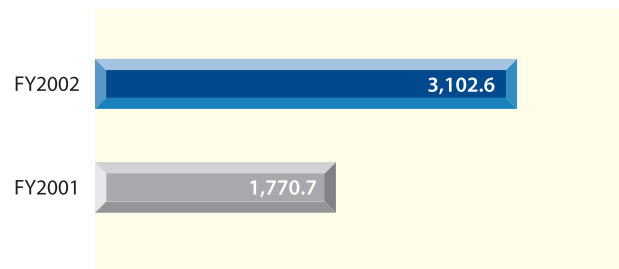
#### Turnover

HK\$ million




#### Operating profit before financing costs and income

HK\$ million




#### Share of results of associated companies and jointly controlled entities

HK\$ million



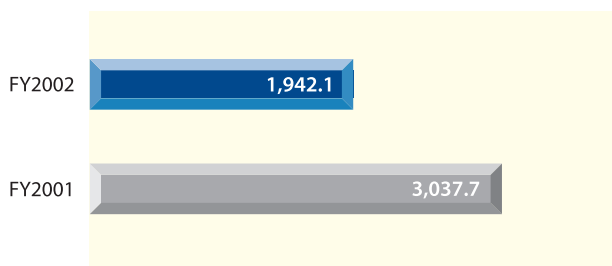
#### Profit attributable to shareholders

HK\$ million



#### Net cash inflow from operating activities

HK\$ million



#### Total assets

HK\$ million

