



5 Grand Hyatt Hong Kong










15 Discovery Park Shopping Mall

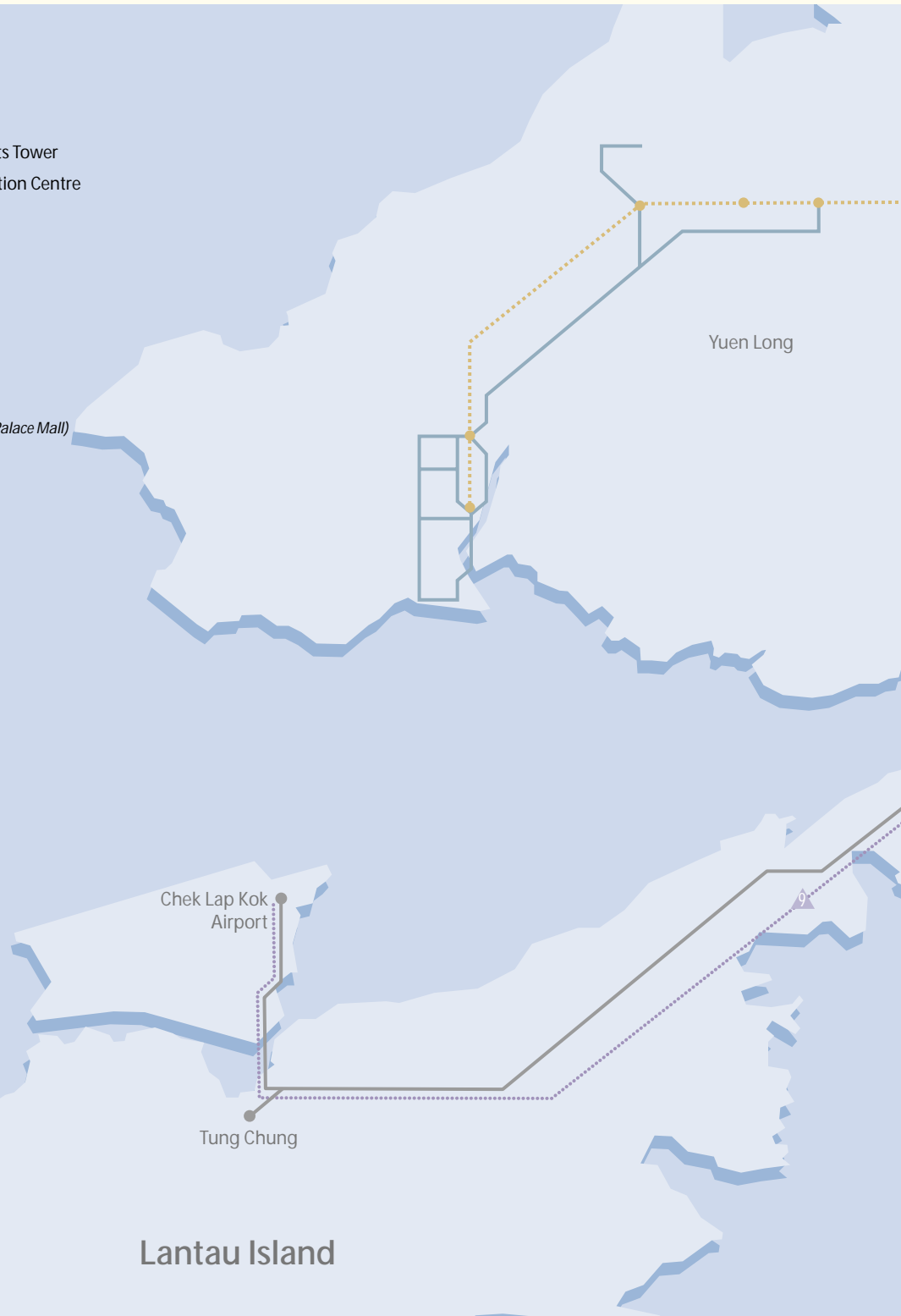


8 2 MacDonnell Road

Name of Property Investment

- 1 Manning House
- 2 New World Tower
- 3 Shun Tak Centre/China Merchants Tower
- 4 Hong Kong Convention & Exhibition Centre
- 5 Grand Hyatt Hong Kong
- 6 Renaissance Harbour View Hotel
- 7 Pearl City
- 8 2 MacDonnell Road
- 9 Methodist House
- 10 New World Centre
- 11 The Amazon
(formerly known as New World Centre Palace Mall)
- 12 Telford Plaza
- 13 Asia Terminals Centre
- 14 Riviera Plaza Arcade
- 15 Discovery Park Shopping Mall
- 16 New World Centre Extension

-  Mass Transit Railway
-  KCR East Railway
-  KCR West Railway
-  Light Transit Railway
-  Expressway
-  Tunnel
-  Airport Express/
Tung Chung Line





7 Pearl City



4 Hong Kong Convention & Exhibition Centre



12 Telford Plaza



Name of Property	Total GFA sq. ft.	Group's Interest %	Total sq. ft.	
Completed				
HONG KONG				
1	Manning House, 48 Queen's Road Central	110,040	100.0	110,040
2	New World Tower, 18 Queen's Road Central	640,135	100.0	640,135
3	Shun Tak Centre/China Merchants Tower	220,530	45.0	99,238
4	Hong Kong Convention & Exhibition Centre	63,052	100.0	63,052
5	Grand Hyatt Hong Kong	524,928	100.0	524,928
6	Renaissance Harbour View Hotel	544,518	100.0	544,518
7	Pearl City, Causeway Bay			
	– Portion of Ground Floor to 4th Floor	53,691	40.0	21,476
	– Portion of Ground Floor & Basement	24,682	100.0	24,682
8	2 MacDonnell Road	116,954	100.0 ⁽¹⁾	116,954
9	Methodist House, Wan Chai	40,813	99.0 ⁽¹⁾	40,405
KOWLOON				
10	New World Centre	2,197,307	100.0	2,197,307
11	The Amazon (formerly known as New World Centre Palace Mall)	141,439	100.0	141,439
12	Telford Plaza, Kowloon Bay	335,960	100.0 ⁽¹⁾	335,960
NEW TERRITORIES				
13	Asia Terminals Centre	6,150,873	32.5	1,999,033
14	Riviera Plaza Arcade, Tsuen Wan	242,685	100.0	242,685
15	Discovery Park Shopping Mall	466,400	50.0	233,200
	Sub-total	11,874,007		7,335,052
To be completed				
16	New World Centre Extension	988,340	100.0	988,340
Grand total		12,862,347		8,323,392

Notes:

⁽¹⁾ Properties in which the Group has a development interest: other parties provide the land whilst the Group finances the construction costs and occasionally land costs, and is entitled to a share of the rental income/properties after completion or a share of the development profits in accordance with the terms and conditions of the respective joint development agreements.

⁽²⁾ The 1,916,604 sq. ft. represents the warehouse space in Asia Terminals Centre.

Group's Share of GFA/Carparks						
Retail sq. ft.	Office sq. ft.	Hotel sq. ft.	Residential sq. ft.	Others sq. ft.	Carparks Number	Lease Expiry
63,383	46,657					2843
77,948	562,187				387	2863
93,016	6,222				38	2055
63,052					1,070	2060
		524,928				2060
		544,518				2060
21,476						2868
24,682						2868
			116,954			2031
	40,405					2084
957,667	538,966	277,939	422,735		1,801	2052
141,439					260	2052
335,960					136	2047
	82,429			1,916,604 ⁽²⁾		2047
242,685					324	2047
233,200					500	2047
2,254,508	1,276,866	1,347,385	539,689	1,916,604	4,516	
		988,340				2052
2,254,508	1,276,866	2,335,725	539,689	1,916,604	4,516	