

Financial Highlights

財務摘要

For the year ended 31st December 2002
截至二零零二年十二月三十一日止年度

	2002 HK\$'000 港幣千元	2001 HK\$'000 港幣千元	Change % 變動
Turnover 營業額	2,569,540	2,677,251	-4%
Profit before taxation 除稅前溢利	739,487	646,321	14%
Profit attributable to shareholders 可撥歸股東溢利	589,444	507,299	16%
Earnings per share 每股盈利	\$1.02	\$0.90	13%
Dividend per share 每股股息	\$0.15	\$0.21	-29%
Shareholders' funds 股東權益	14,603,844	15,123,245	-3%
Fixed assets 固定資產	28,162,019	27,809,250	1%
Total assets 資產總值	29,134,597	29,021,639	0%

Employment of Assets 資產運用

For the year ended 31st December 2002

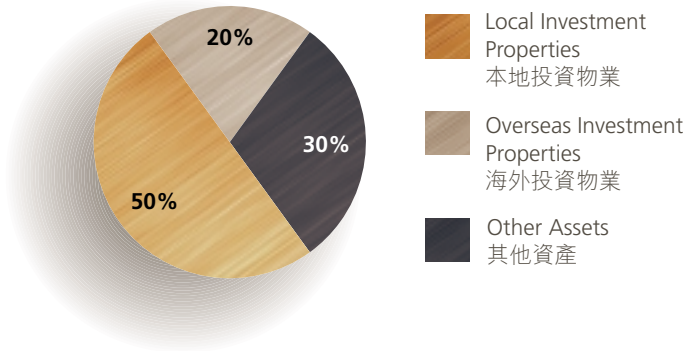
截至二零零二年十二月三十一日止年度

Assets Employed

資產

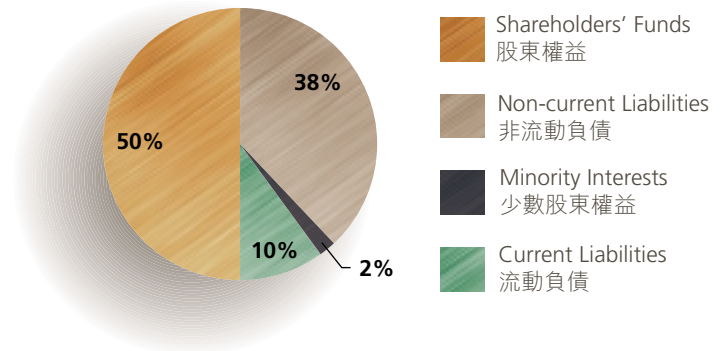
(Total Assets HK\$29,135 Million)

(資產總值港幣29,135百萬元)



Financed by

代表

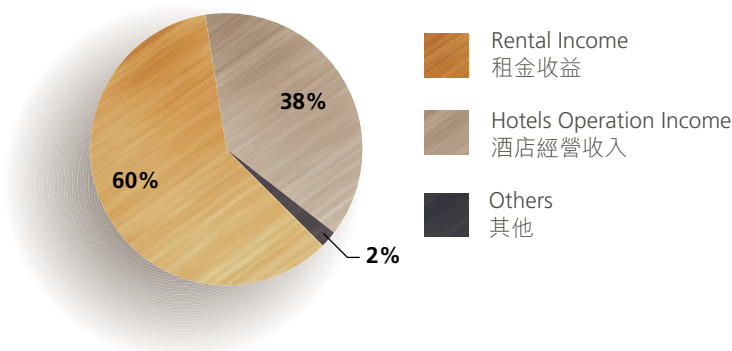


Profit from Operations

經營溢利

(HK\$1,080 Million)

(港幣1,080百萬元)

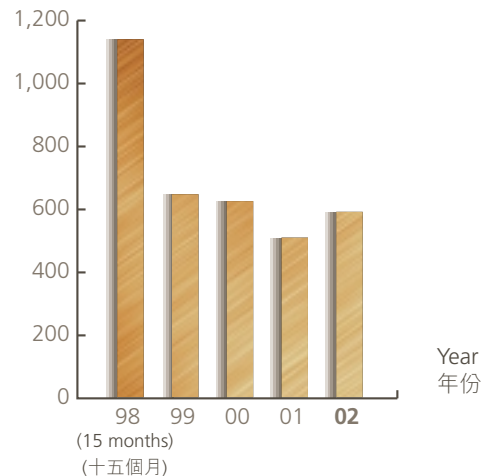


Profit Attributable to Shareholders

可撥歸股東溢利

HK\$ Million

港幣百萬元



Hotels



Offices



Quality

Mixed-use Development



Investment



Property Management



A warm, golden-toned photograph showing two hands pointing at a document. The document features a line graph with a rising trend. The text is overlaid in a serif font. The background is bright and slightly blurred, suggesting an office or meeting environment.

We see quality
as the key factor
to success