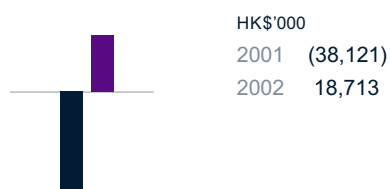


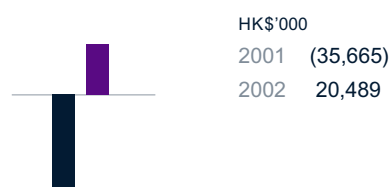
## FINANCIAL HIGHLIGHTS

● 2001 ● 2002

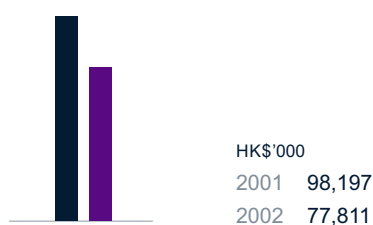
### (LOSS)/PROFIT BEFORE TAXATION



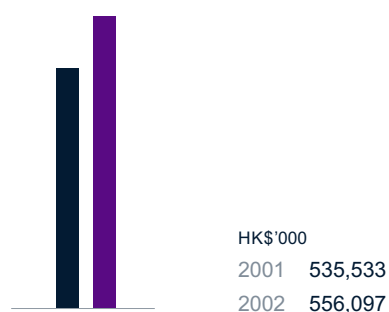
### (LOSS)/PROFIT AFTER TAXATION ATTRIBUTABLE TO SHAREHOLDERS



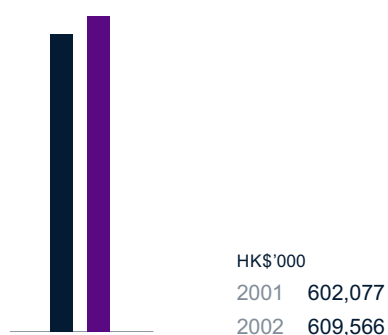
### TURNOVER



### TOTAL SHARE CAPITAL AND RESERVES



### TOTAL ASSETS



	2001	2002
NET TANGIBLE ASSETS PER SHARE (HK\$)	\$1.40	1.45
(LOSS)/EARNINGS PER SHARE (HK cents)	(9.31 cents)	5.35 cents