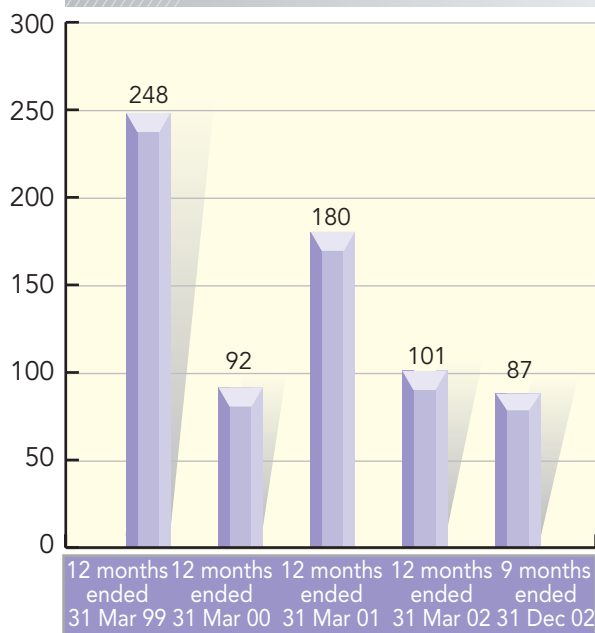


## Financial Highlights

	9 months ended 31st December, 2002	Year ended 31st March, 2002
	<i>HK\$'000</i>	<i>HK\$'000</i>
Group turnover and share of turnover of jointly controlled entities	1,164,428	3,368,933
Profit before taxation	94,750	171,989
Profit for the period/year	86,828	100,680
Total assets	2,626,607	2,702,466
Total liabilities	664,987	810,339
Minority interests	11,017	7,913
Shareholders' funds	1,950,603	1,884,214
Return on shareholders' funds	4.5%	5.3%
	<i>HK\$</i>	<i>HK\$</i>
Net assets per share	2.51	2.43
	<i>HK cents</i>	<i>HK cents</i>
Basic earnings per share	11.20	13.01
Diluted earnings per share	11.07	12.97
Dividends per share	4	1

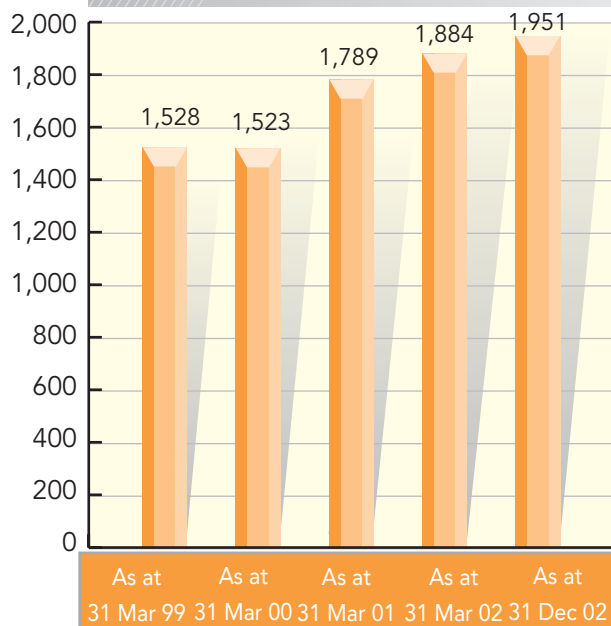
## PROFIT FOR THE YEAR/PERIOD

in HK\$ million



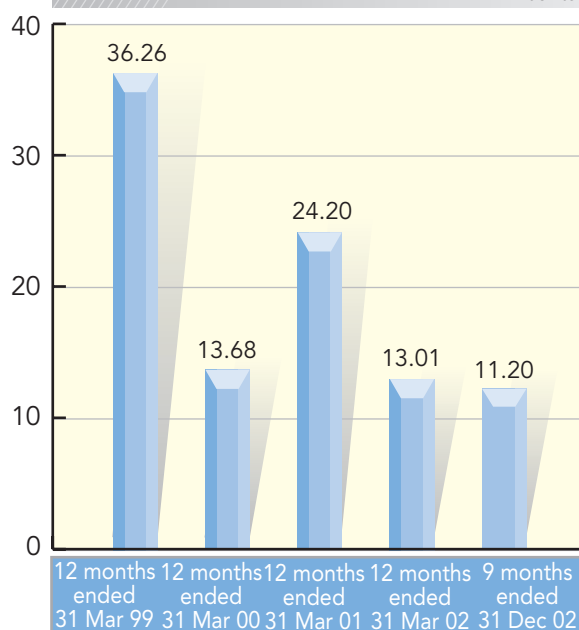
## SHAREHOLDERS' FUNDS

in HK\$ million



## BASIC EARNINGS PER SHARE

in HK cents



## NET ASSETS PER SHARE

in HK\$

