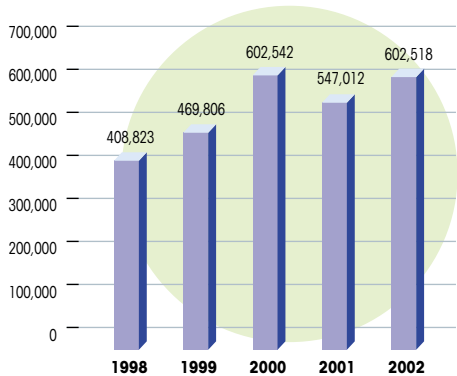


Financial Highlights

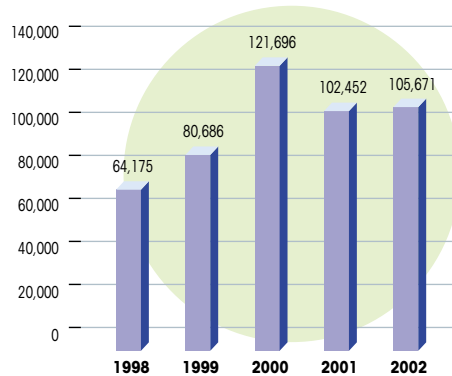
Consolidated turnover

(HK\$ '000)

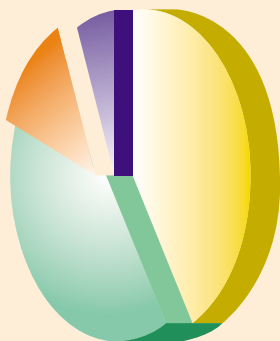


Net profit for the year

(HK\$ '000)

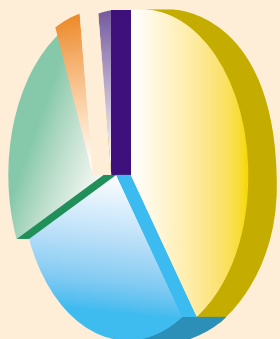


Consolidated turnover by geographical locations in 2002



- **41%** Europe
- **40%** United States
- **13%** Asia
- **6%** Others

Turnover of ODM division by product range in 2002



- **40%** Metal based optical frames
- **28%** Titanium based optical frames
- **26%** Plastic based hand-made optical frames
- **4%** Plastic based injection moulded optical frames
- **2%** Spare parts