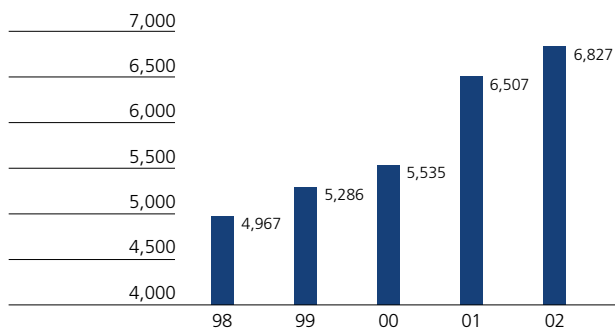


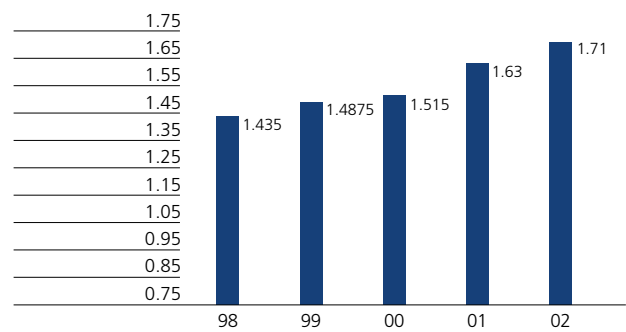
FINANCIAL HIGHLIGHTS

HK\$ million	2002	2001	2000	1999	1998
Turnover	11,605	10,867	10,643	9,690	9,759
Profit attributable to shareholders	6,827	6,507	5,535	5,286	4,967
Dividends	3,650	3,479	3,233	3,088	2,899
Fixed assets	45,202	43,955	41,592	39,661	37,645
Shareholders' funds	37,151	33,758	30,525	26,967	23,091
HK\$					
Earnings per share	3.20	3.05	2.62	2.58	2.46
Dividends per share	1.71	1.63	1.515	1.4875	1.435

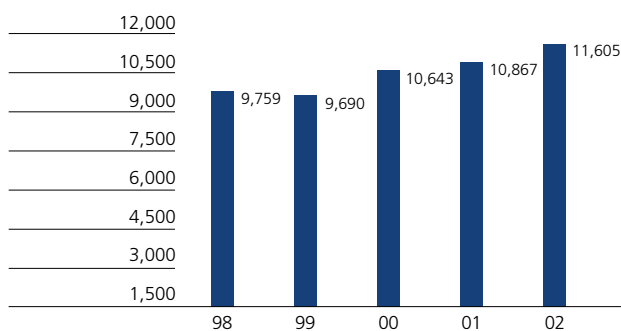
Profit Attributable To Shareholders
HK\$ million



Dividends Per Share
HK\$



Turnover
HK\$ million



Fixed Assets
HK\$ million

