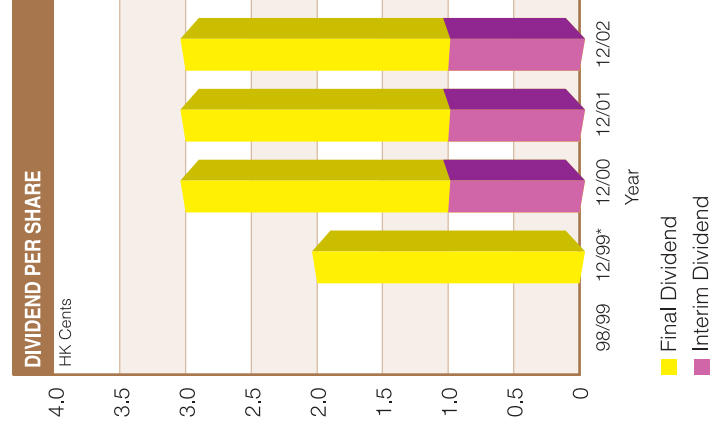
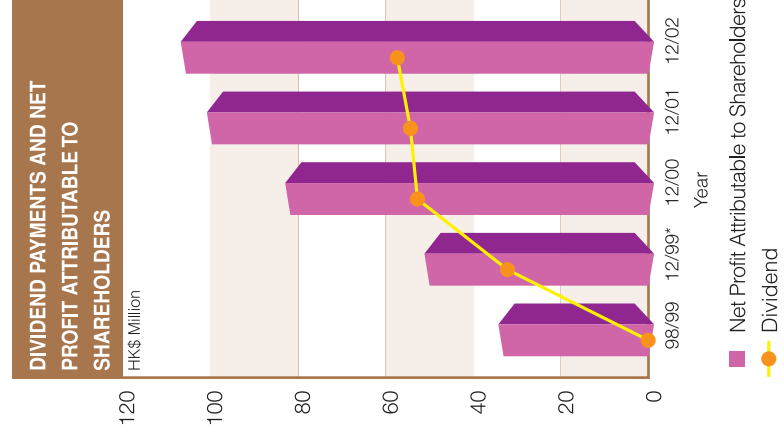
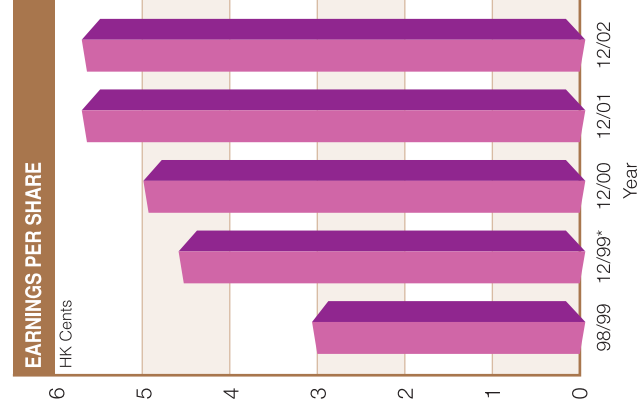
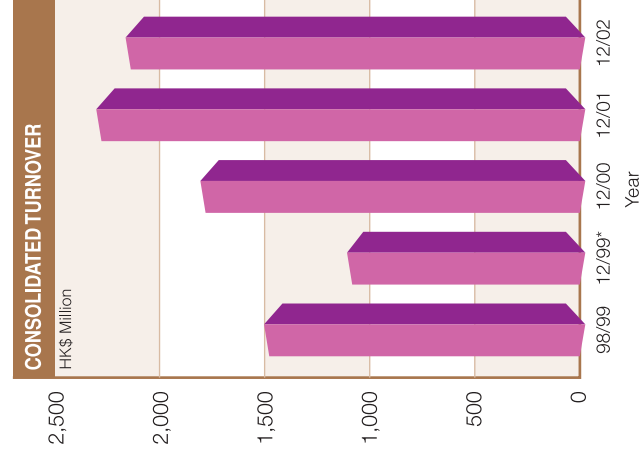


Five Year Summary

	Year ended 31st March 1999 HK\$'000	Nine months ended 31st December 1999 HK\$'000	Year ended 31st December 2000 HK\$'000	Year ended 31st December 2001 HK\$'000	Year ended 31st December 2002 HK\$'000
CONSOLIDATED PROFIT AND LOSS STATEMENT					
Turnover	<u>1,473,775</u>	<u>1,078,087</u>	<u>1,778,450</u>	<u>2,274,900</u>	<u>2,134,552</u>
Profit before tax	143,102	96,096	158,113	159,290	136,509
Taxation	(24,398)	(16,075)	(26,981)	(11,103)	(7,296)
Minority interests	<u>(85,207)</u>	<u>(29,928)</u>	<u>(49,057)</u>	<u>(47,951)</u>	<u>(22,810)</u>
Profit attributable to shareholders	<u>33,497</u>	<u>50,093</u>	<u>82,075</u>	<u>100,236</u>	<u>106,403</u>
Earnings per share (HK cents)	3.0	4.5	4.9	5.6	5.6
Dividend per share (HK cents)	—	2.0	3.0	3.0	3.0
CONSOLIDATED BALANCE SHEET					
Fixed assets	1,327,085	1,287,800	1,234,865	988,610	1,091,920
Associated companies and jointly controlled entities	315,771	287,010	533,685	634,976	553,085
Other non-current assets	54,137	74,701	98,784	163,650	303,491
Net current assets	<u>1,931,831</u>	<u>2,754,466</u>	<u>2,688,916</u>	<u>2,953,616</u>	<u>3,436,640</u>
Employment of capital	<u>3,628,824</u>	<u>4,403,977</u>	<u>4,556,250</u>	<u>4,740,852</u>	<u>5,385,136</u>
Financed by:					
Share capital	110,485	165,728	176,525	187,075	191,955
Reserves	<u>1,847,799</u>	<u>2,072,177</u>	<u>2,121,402</u>	<u>2,196,995</u>	<u>2,271,700</u>
Shareholders' funds	1,958,284	2,237,905	2,297,927	2,384,070	2,463,655
Minority interests	1,086,970	1,072,898	1,110,349	1,071,648	1,102,215
Long-term liabilities	564,130	1,074,364	1,127,624	1,263,460	1,800,916
Non-current liabilities	<u>19,440</u>	<u>18,810</u>	<u>20,350</u>	<u>21,674</u>	<u>18,350</u>
Capital employed	<u>3,628,824</u>	<u>4,403,977</u>	<u>4,556,250</u>	<u>4,740,852</u>	<u>5,385,136</u>
Net assets value per share (HK\$)	1.77	1.35	1.30	1.27	1.28

Five Year Summary



* Nine months ended

