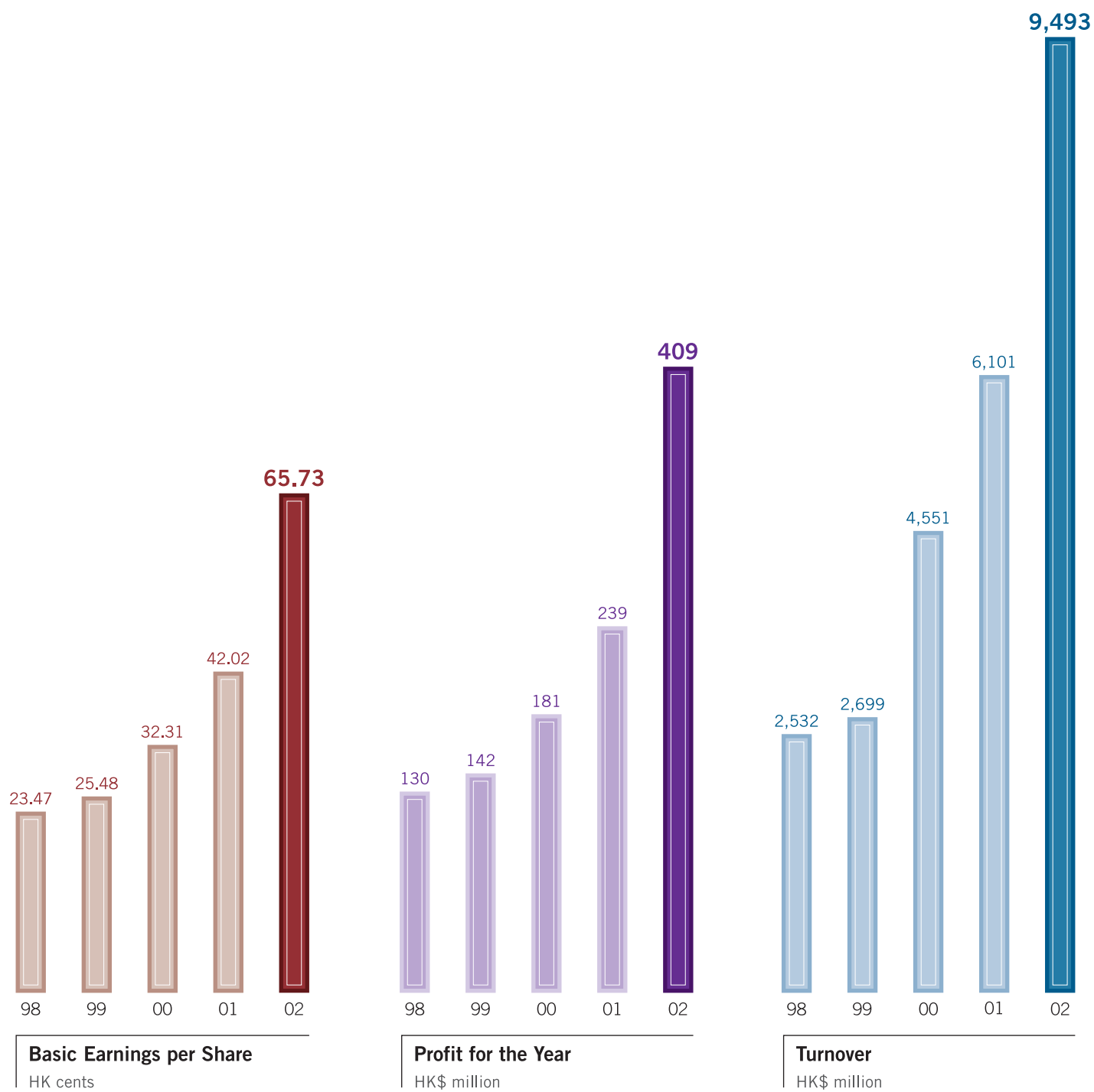
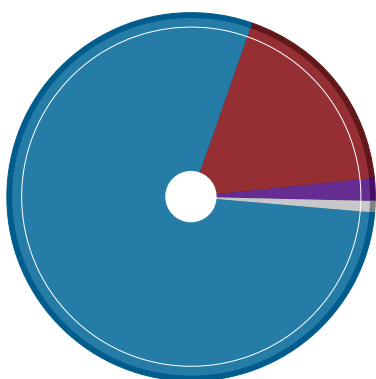


Financial Highlights

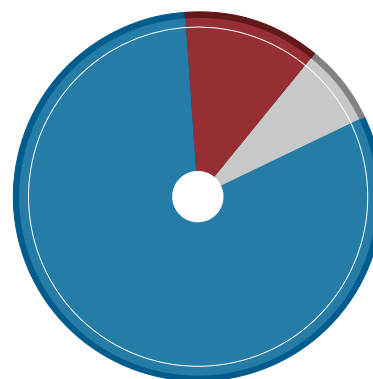


	2002 HK\$ m	2001 HK\$ m	Changes %
Operations			
Turnover	9,493	6,101	+56
Operating profit before interest and taxation	575	356	+62
Profit for the year	409	239	+71
Earnings per share, basic (cents)	65.73	42.02	+56
Dividend per share (cents)	16.00	11.50	+39
Financial position at year end			
Total assets	6,365	3,772	+69
Net current assets	1,162	719	+62
Shareholders' funds	1,801	1,103	+63
Capital expenditure	241	203	+19
Return on equity (%)	28.2	23.7	+19
Net book value per share (HK\$)	2.56	1.83	+40



Turnover by Principal Activity

- Power Tools and Outdoor Power Equipment **79%**
- Floor Care Appliances **18%**
- Solar Powered Lighting and Electronic Measuring Products **2%**
- Others **1%**



Turnover by Geographical Market Location

- North America **81%**
- Europe **12%**
- Other Countries **7%**