


FINANCIAL HIGHLIGHTS


	2002	2001
Turnover	HK\$200.7 million	HK\$187.0 million
Net profit/(loss) attributable to shareholders	HK\$1.1 million	HK\$(10.6) million
Basic earnings/(loss) per share	HK0.42 cents	HK(4.23) cents
Tangible fixed assets	HK\$86.3 million	HK\$88.3 million
Shareholders' funds	HK\$101.3 million	HK\$100.6 million

TURNOVER BY BUSINESS SEGMENT



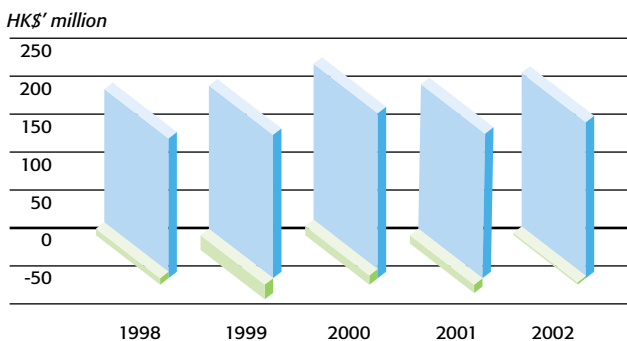
	2002	2001
Electronic and related components and parts	55.8%	54.0%
Consumer electronic products	44.2%	46.0%
Total	100.0%	100.0%

TURNOVER BY GEOGRAPHICAL SEGMENT



	2002	2001
The People's Republic of China	41.1%	43.8%
Other countries in Asia	17.4%	10.5%
Europe	36.1%	42.5%
North America	2.6%	2.0%
Others	2.8%	1.2%
Total	100.0%	100.0%

TURNOVER/NET PROFIT/(LOSS) ATTRIBUTABLE TO SHAREHOLDERS



Turnover
Net profit/(loss) attributable to shareholders