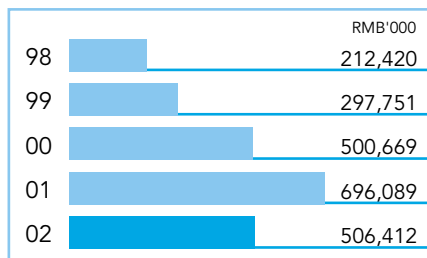


# Financial Summary

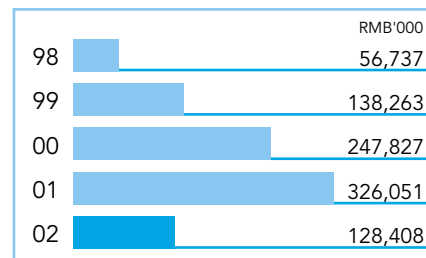
	Year ended 31 December				
	1998 RMB'000 (Note i)	1999 RMB'000 (Note i)	2000 RMB'000 (Note i)	2001 RMB'000	2002 RMB'000
<b>Results</b>					
Turnover	212,420	297,751	500,669	696,089	<b>506,412</b>
Profit before taxation	56,737	138,263	247,827	326,051	<b>128,408</b>
Taxation	(21,168)	(47,474)	(84,442)	(113,986)	<b>(42,073)</b>
Net profit for the year	35,569	90,789	163,385	212,065	<b>86,335</b>
Dividends	–	–	30,750	28,415	<b>24,653</b>
<b>Assets and Liabilities</b>					
Total assets	385,428	413,923	657,607	1,240,400	<b>1,547,855</b>
Total liabilities	(324,292)	(261,998)	(373,047)	(214,996)	<b>(464,531)</b>
Shareholders' funds	61,136	151,925	284,560	1,025,404	<b>1,083,324</b>

Note i: The comparative figures of 1998, 1999 and 2000 are extracted from the prospectus on initial public offering of shares of the Company dated 29 November 2001.

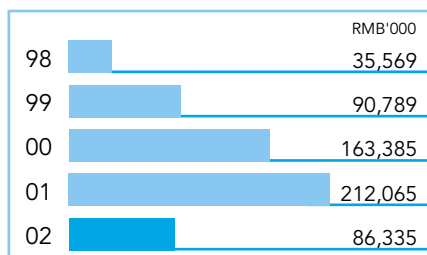
## TURNOVER



## PROFIT BEFORE TAXATION



## NET PROFIT FOR THE YEAR



## SHAREHOLDERS' FUNDS

