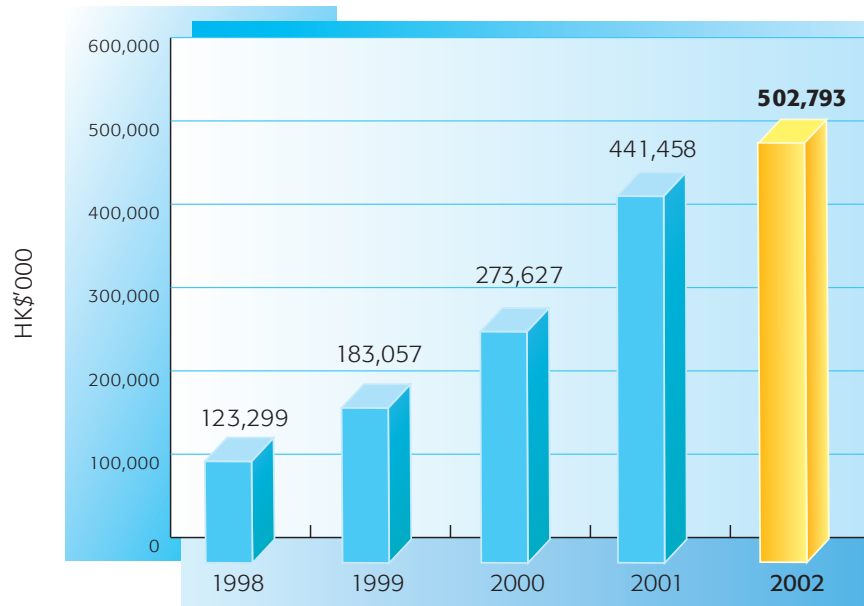


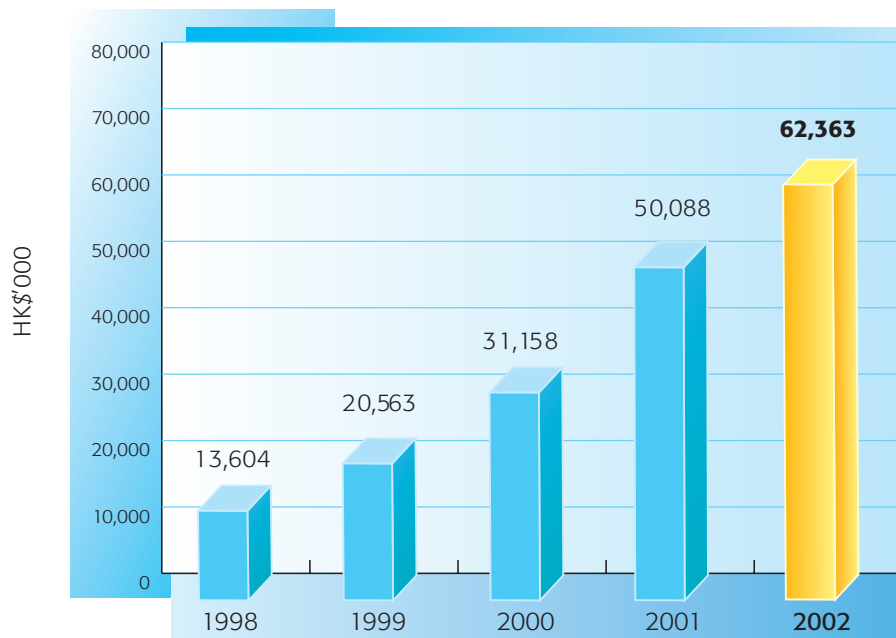
## BUSINESS REVIEW

## TURNOVER



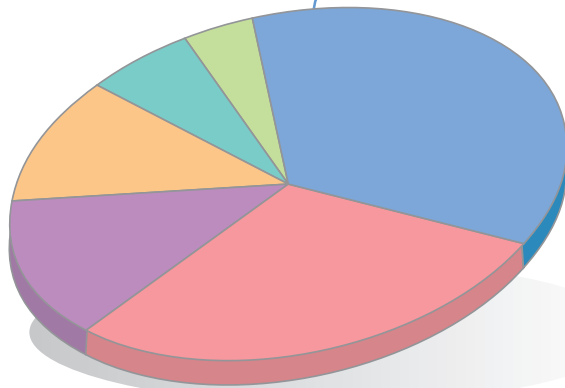
Year ended 31 December

## NET PROFIT FROM ORDINARY ACTIVITIES ATTRIBUTABLE TO SHAREHOLDERS



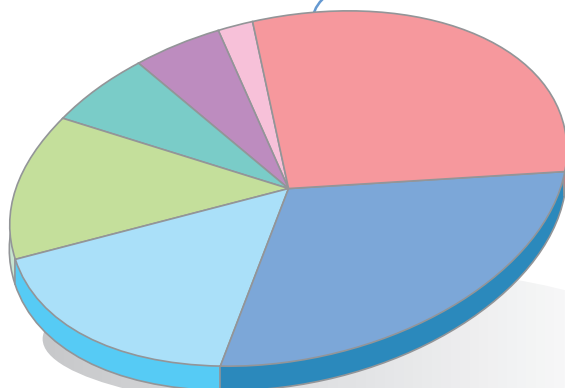
Year ended 31 December

## TURNOVER BREAKDOWN BY PRODUCT



- Pocket calculators **36%**
  - Desktop calculators **29%**
  - Others **14%**
  - Talking calculators **11%**
  - Scientific calculators **6%**
  - Euro-converters **4%**
- Year ended 31 December 2002

## TURNOVER BREAKDOWN BY GEOGRAPHICAL MARKET



- Elsewhere in Asia **29%**
  - India **27%**
  - North and South America **18%**
  - the Middle East **13%**
  - Europe and Russia **6%**
  - Africa **5%**
  - Hong Kong **2%**
- Year ended 31 December 2002

## FINANCIAL RESULTS

<i>Operating Results</i>	Year ended 31 December				
	1998	1999	2000	2001	<b>2002</b>
Turnover (HK\$'000)	123,299	183,057	273,627	441,458	<b>502,793</b>
Net profit from ordinary activities attributable to shareholders (HK\$'000)	13,604	20,563	31,158	50,088	<b>62,363</b>