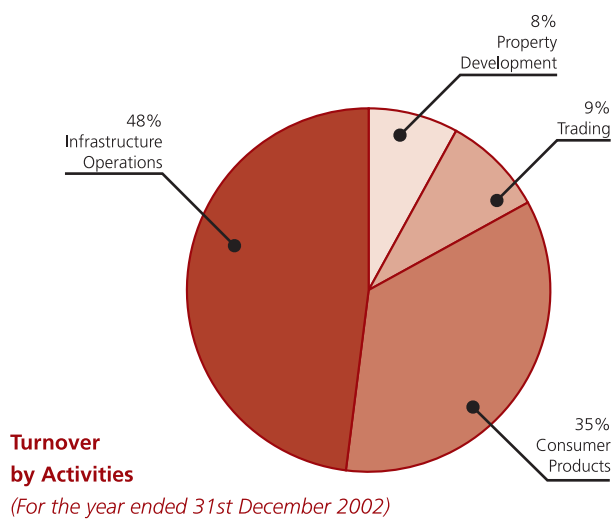
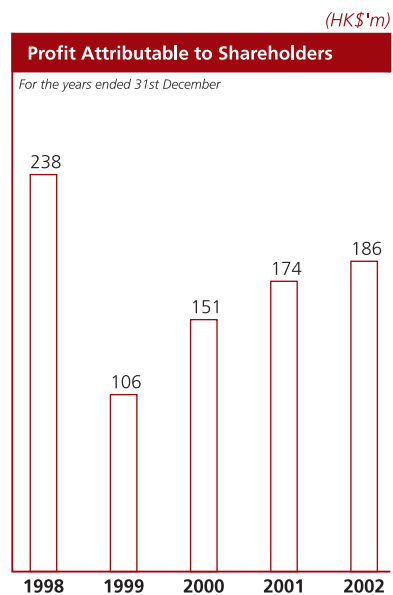
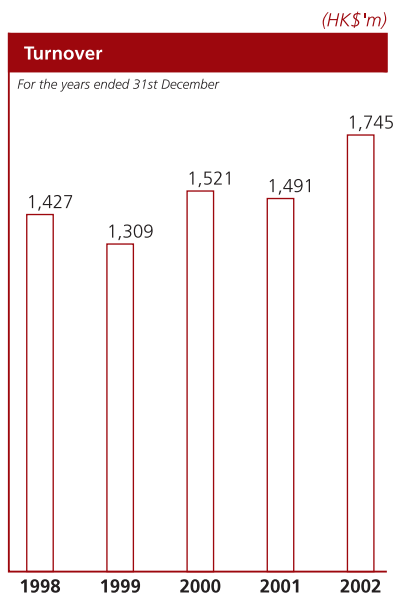


# Financial Highlights



# Financial Highlights

## SEGMENTAL ANALYSIS BY OPERATIONS

### Turnover

	Year ended 31st December		Changes (+/-)
	2002 HK\$ million	2001 HK\$ million	
Roads	261	216	+21%
Container handling	309	233	+33%
Stevedoring	261	247	+6%
Winery	622	533	+17%
Property development	136	92	+48%
Trading	156	170	-8%
	<b>1,745</b>	1,491	

### Profit Attributable to Shareholders

	Year ended 31st December		Changes (+/-)
	2002 HK\$ million	2001 HK\$ million	
Roads	81	54	+50%
Container handling	69	48	+44%
Stevedoring	(19)	9	-311%
Winery	69	68	+1%
Gas fuel supply*	49	32	+53%
Elevator and escalator*	39	19	+105%
Property development	2	3	-33%
Trading	(55)	(40)	-38%
Others	(5)	(8)	+38%
Net corporate expenses	(44)	(11)	-300%
	<b>186</b>	174	

\* The gas fuel supply business and the elevator and escalator operations are conducted through associated companies, and the Group only shares in the profits of these operations in proportion to its equity interests in the associated companies.