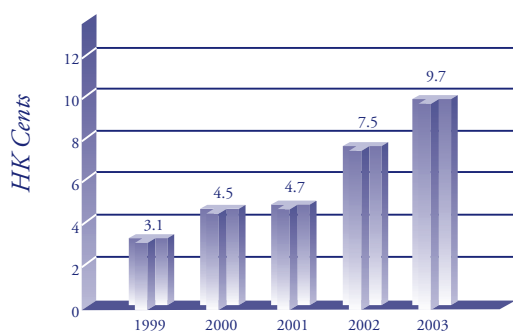
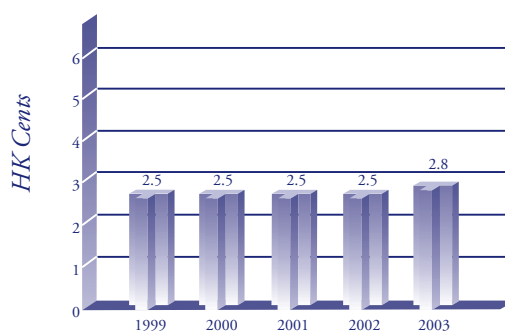


## FIVE-YEAR FINANCIAL SUMMARY

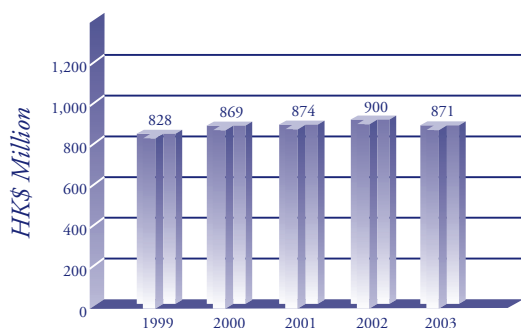
	1999 <i>HK\$'000</i>	2000 <i>HK\$'000</i>	2001 <i>HK\$'000</i>	2002 <i>HK\$'000</i>	2003 <i>HK\$'000</i>
Turnover	<u>37,533</u>	<u>33,264</u>	<u>39,625</u>	<u>43,104</u>	<u>102,378</u>
Profit for the year	<u>9,494</u>	<u>13,983</u>	<u>14,486</u>	<u>23,119</u>	<u>29,709</u>
Earnings per share	<u>HK3.1 cents</u>	<u>HK4.5 cents</u>	<u>HK4.7 cents</u>	<u>HK7.5 cents</u>	<u>HK9.7 cents</u>
Dividends per share	<u>HK2.5 cents</u>	<u>HK2.5 cents</u>	<u>HK2.5 cents</u>	<u>HK2.5 cents</u>	<u>HK2.8 cents</u>
Total assets	<u>828,450</u>	<u>868,953</u>	<u>873,793</u>	<u>899,839</u>	<u>870,800</u>
Total liabilities	<u>170,596</u>	<u>181,099</u>	<u>167,647</u>	<u>191,589</u>	<u>165,351</u>
Total shareholders' funds	<u>657,854</u>	<u>687,854</u>	<u>706,146</u>	<u>708,250</u>	<u>705,449</u>



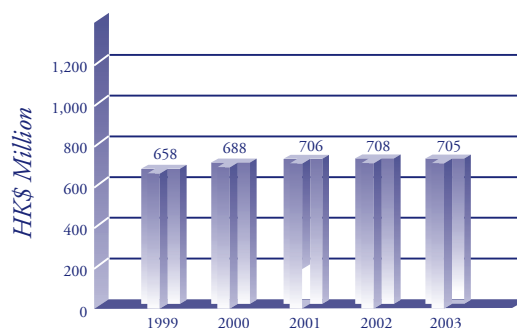
EARNINGS PER SHARE



DIVIDENDS PER SHARE



TOTAL ASSETS



TOTAL SHAREHOLDERS' FUNDS