

五年財務概要

以下為本集團截至二零零三年三月三十一日止前五個年度每年之綜合業績、資產及負債概要，乃根據本集團之經審核賬目編製及因採納會計實務準則第34號「僱員福利」而作出重列。該等會計實務準則於二零零二年一月一日或以後開始之會計期間生效。

FIVE YEAR FINANCIAL SUMMARY

The following is a summary of the consolidated results, assets and liabilities of the Group for each of the last five years ended 31 March 2003, based on the audited accounts of the Group and restated for the adoption of Statement of Standard Accounting Practice SSAP 34 "Employee benefits", which are effective for accounting periods commencing on or after 1 January 2002.

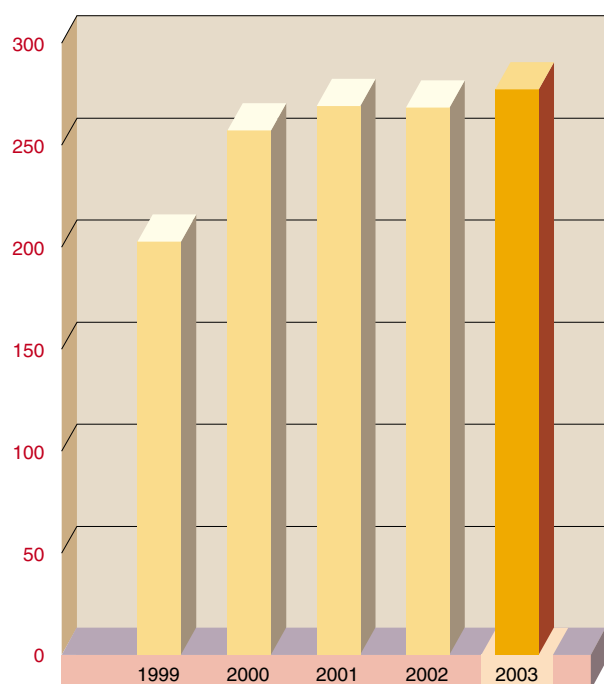
| | | 二零零三 2003 千港元 HK\$'000 | (重列/ Restated) 二零零二 2002 千港元 HK\$'000 | (重列/ Restated) 二零零一 2001 千港元 HK\$'000 | 二零零零 2000 千港元 HK\$'000 | 一九九九 1999 千港元 HK\$'000 |
|-------------------|---|---------------------------------|--|--|---------------------------------|---------------------------------|
| 營業額 | Turnover | 773,487 | 733,574 | 880,543 | 622,436 | 505,487 |
| 股東應佔盈利/(虧損) | Profit/(loss) attributable to shareholders | 12,334 | 10,361 | 25,666 | 17,515 | (44,165) |
| 資產總值 | Total assets | 430,424 | 374,879 | 465,730 | 425,117 | 316,734 |
| 負債總額 | Total liabilities | 154,116 | 107,055 | 197,202 | 168,310 | 114,500 |
| 資產淨值未扣除 少數股東權益 | Net assets before deducting minority interests | 276,308 | 267,824 | 268,528 | 256,807 | 202,234 |
| 股本 | Share capital | 15,881 | 15,912 | 15,912 | 15,631 | 53,744 |
| 儲備 | Reserves | 258,492 | 250,127 | 250,711 | 239,368 | 148,490 |
| 股東權益/資產淨值 | Shareholders' equity/net assets | 274,373 | 266,039 | 266,623 | 254,999 | 202,234 |
| 少數股東權益 | Minority interests | 1,935 | 1,785 | 1,905 | 1,808 | — |
| | | 276,308 | 267,824 | 268,528 | 256,807 | 202,234 |

五年財務概要 (續)

FIVE YEAR FINANCIAL SUMMARY (continued)

資產淨值
Net Assets

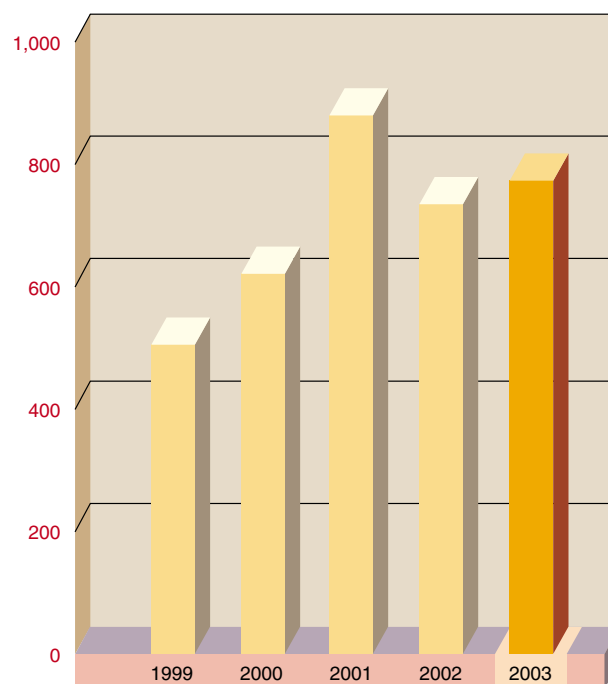
百萬港元
HK\$ million



DO35開關及穩壓二管
DO35 Switching & Zener Diodes

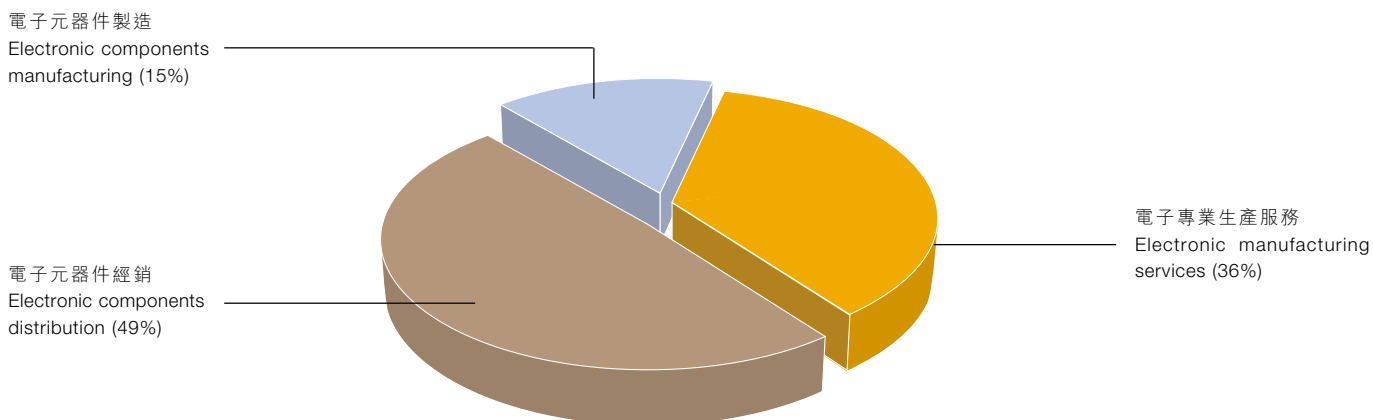
營業額
Turnover

百萬港元
HK\$ million

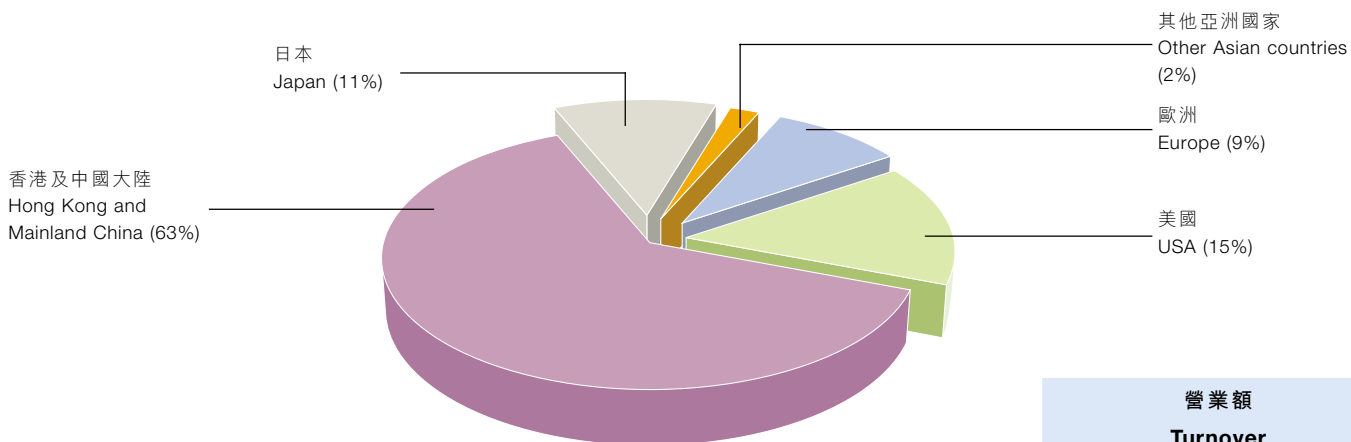


EMS音響產品
EMS-Audio Project

二零零三年度按主要業務劃分之營業額 TURNOVER BY PRINCIPAL BUSINESS FOR 2003



二零零三年度按地區劃分之營業額 TURNOVER BY GEOGRAPHICAL SEGMENT FOR 2003



| | |
|----------|-------------------------------------|
| 電子專業生產服務 | Electronic manufacturing services |
| 電子元件經銷 | Electronic components distribution |
| 電子元件製造 | Electronic components manufacturing |

| 營業額 Turnover | |
|-----------------|-----------------|
| 二零零三 2003 | 二零零二 2002 |
| 千港元 HK\$'000 | 千港元 HK\$'000 |
| 279,931 | 268,755 |
| 379,220 | 391,143 |
| 114,336 | 73,676 |
| 773,487 | 733,574 |