

# FINANCIAL HIGHLIGHTS

## 財務摘要

Year Ended 31st March 截至三月三十一日止年度

Results 業績		2003 HK\$Mn 港幣百萬元	2002 HK\$Mn 港幣百萬元	Change 變化 %
Turnover	營業額	2,228	2,192	+2
Gross Profit	毛利	1,245	1,207	+3
EBITDA	未計利息、稅項、折舊及攤銷費用前盈利	278	221	+26
Profit Attributable to Shareholders	股東應佔溢利	139	87	+60
Basic Earnings per Share (HK cents)	每股基本盈利 (港仙)	14.3	8.9	+61
Dividends per Share (HK cents)	每股股息 (港仙)	13.5 <sup>#</sup>	7.9	+71

<sup>#</sup> Including special dividend of HK5.0 cents per share for the year ended 31st March, 2003

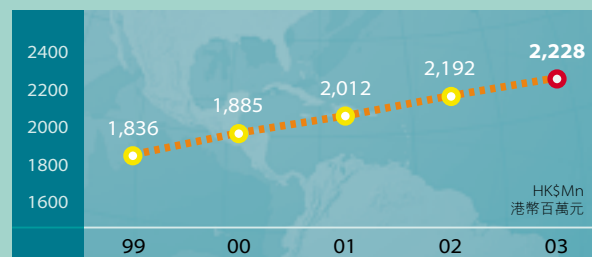
<sup>#</sup> 包括截至二零零三年三月三十一日止年度之特別股息每股港幣5.0仙

At 31st March 於三月三十一日

Financial Position 財務狀況		2003 HK\$Mn 港幣百萬元	2002 HK\$Mn 港幣百萬元	Change 變化 %
Total Assets	總資產	1,794	1,888	-5
Net Cash Balance	現金淨額	244	132	+85
Shareholders' Equity	股東權益	1,249	1,181	+6
Net Assets per Share (HK cents)	每股淨資產 (港仙)	127.8	121.4	+5

### Turnover 營業額

(Year ended 31st March 截至三月三十一日止年度)



### EBITDA 未計利息、稅項、折舊及攤銷費用前盈利

(Year ended 31st March 截至三月三十一日止年度)



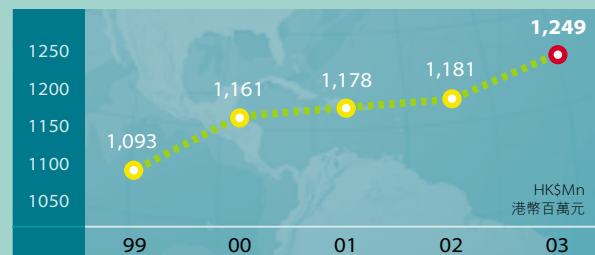
### Profit Attributable to Shareholders 股東應佔溢利

(Year ended 31st March 截至三月三十一日止年度)



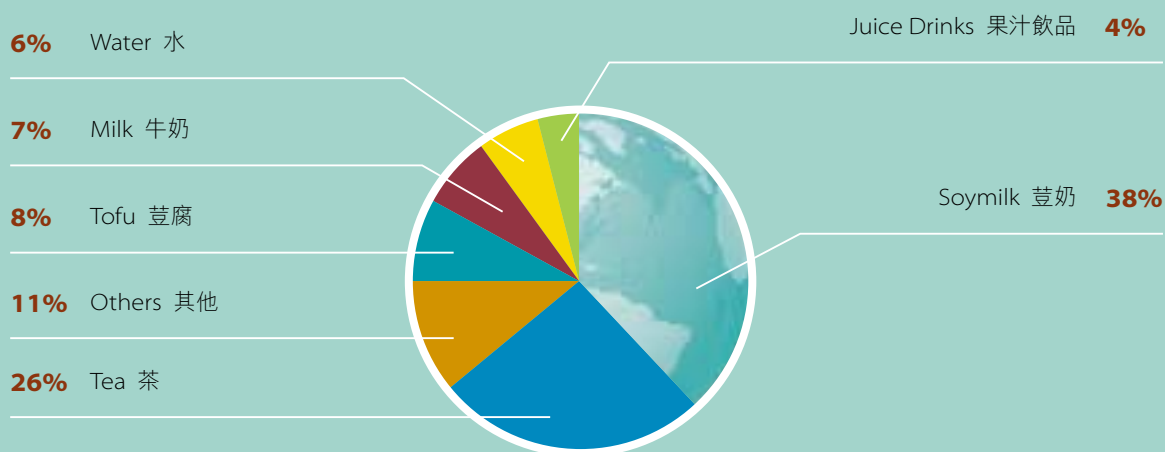
### Shareholders' Equity 股東權益

(At 31st March 於三月三十一日)



### Sales Analysis by Product Categories 銷售分析 — 按產品種類

(Year ended 31st March, 2003 截至二零零三年三月三十一日止年度)



### Sales Analysis by Location of Customers 銷售分析 — 按顧客所在地

(Year ended 31st March, 2003 截至二零零三年三月三十一日止年度)

