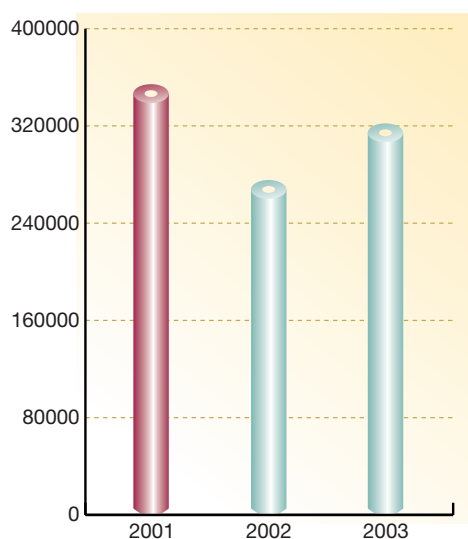


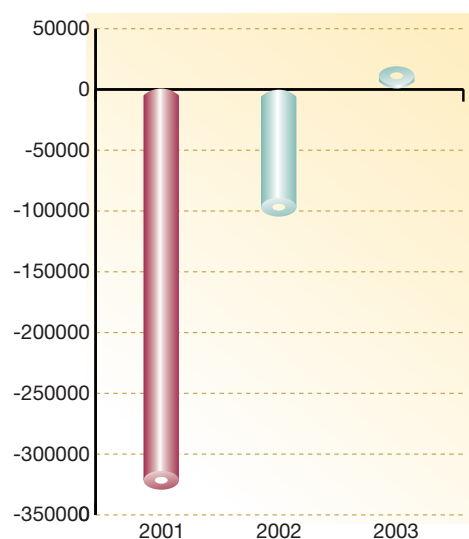
Financial Highlights

Three years key financial data

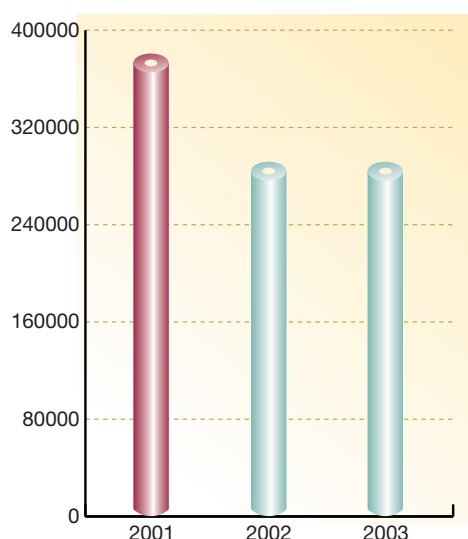
	2003 HK\$'000	2002 HK\$'000	2001 HK\$'000
Turnover	313,820	267,752	346,576
Net profit/(loss) attributable to shareholders	10,639	(96,207)	(320,084)
Total assets	283,454	283,537	372,478
Net assets/(liabilities)	(30,507)	(75,627)	21,191



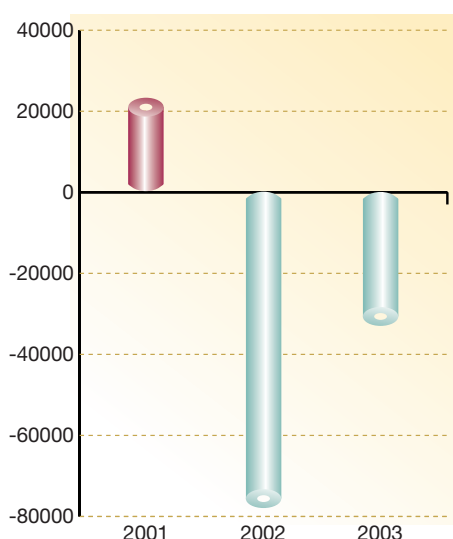
Turnover



Net profit/(loss) attributable to shareholders



Total assets



Net assets/(liabilities)

Financial Highlights

Turnover by products

	2003 HK\$'000	2002 HK\$'000	2001 HK\$'000
PVC films	266,107	220,139	296,417
PVC floor coverings	47,713	47,613	50,159
Total	313,820	267,752	346,576

