

Financial Summary

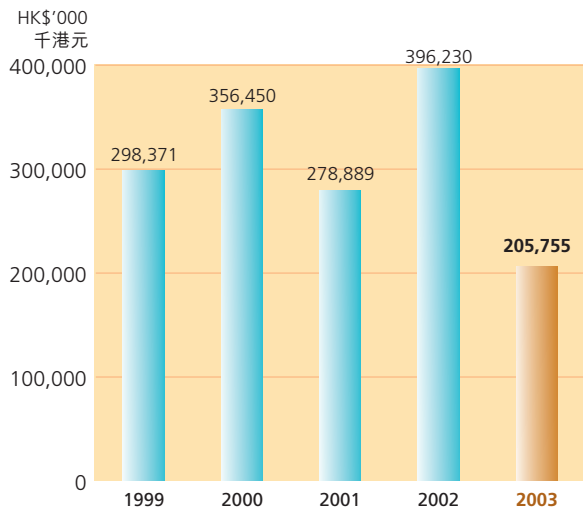
For the financial year (in HK\$'000) 財務年度(千港元)	2003 二零零三年	2002 二零零二年	2001 二零零一年	2000 二零零零年	1999 一九九九年
Turnover 營業額	205,755	396,230	278,889	356,450	298,371
Gross profit 毛利	53,244	89,879	89,783	143,912	120,675
(Loss) profit before taxation 除稅前(虧損)溢利	(69,375)	5,514	16,322	68,986	47,355
Taxation credit (charge) 稅項回撥(支出)	238	451	(2,247)	(10,934)	(5,981)
Net (loss) profit for the year 當年(淨虧損)純利	(69,137)	5,965	14,075	58,052	41,374
Dividends 股息	—	3,000	4,400	17,200	—
Basic (loss) earnings per share (HK\$) 基本每股(虧損)盈利(港元)	(0.35)	0.03	0.07	0.38	0.28

As at (in HK\$'000) 於年度終結日(千港元)	31 March 2003 二零零三年 三月三十一日	31 March 2002 二零零二年 三月三十一日	31 March 2001 二零零一年 三月三十一日 (restated) (重列)	31 March 2000 二零零零年 三月三十一日 (restated) (重列)	30 September 1999 一九九九年 九月三十日
Non-current Assets 非流動資產	110,418	125,941	130,690	97,390	73,813
Current Assets 流動資產	181,176	229,531	214,259	228,221	199,633
Bank Balances and Cash 銀行結餘及現金	12,614	19,905	30,146	83,676	16,298
Current Liabilities 流動負債	109,117	97,320	78,139	66,420	109,398
Net Current Assets 流動資產淨值	72,059	132,211	136,120	161,801	90,235
Non-current Liabilities 非流動負債	1,553	8,091	16,338	4,125	2,725
Net Assets 資產淨值	180,924	250,061	250,472	255,066	161,323

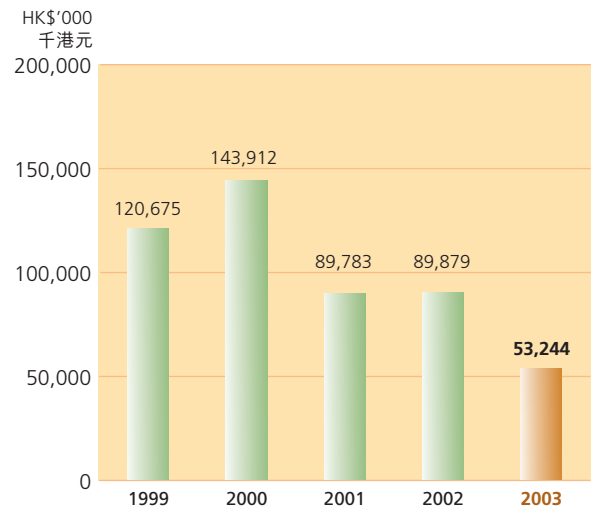
Note: Certain figures set out above are restated due to the adoption of a number of new and revised accounting practice.

附註：上列部份數據因應採納新的及修訂的會計實務準則而重列。

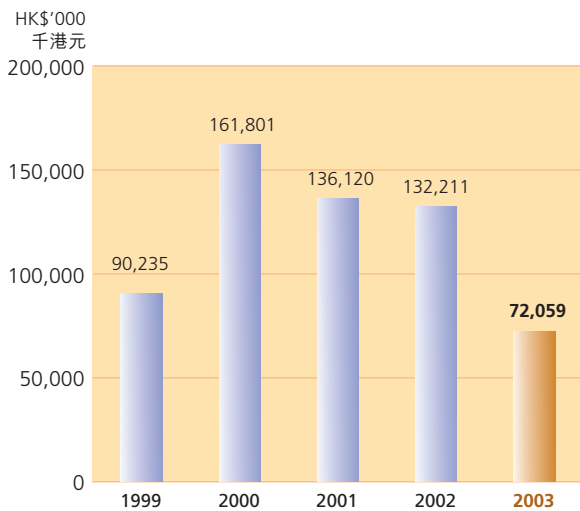
Turnover 營業額



Gross Profit 毛利



Net Current Assets 流動資產淨值



Net Assets 資產淨值

