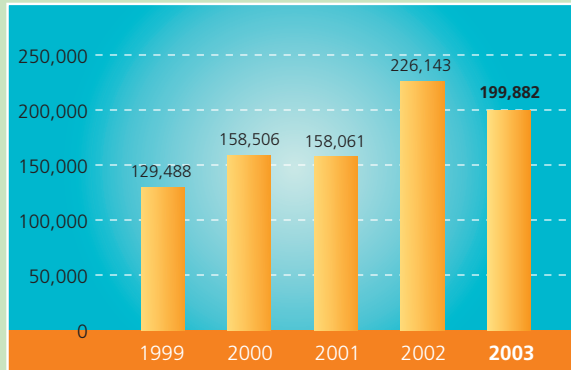


# Financial Highlights

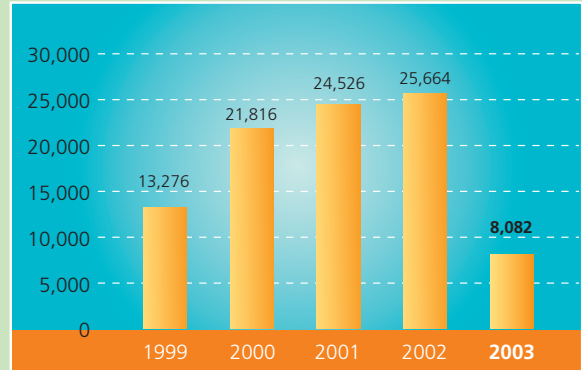
## Turnover

HK\$'000



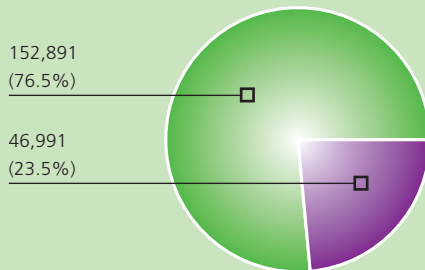
## Net Profit

HK\$'000

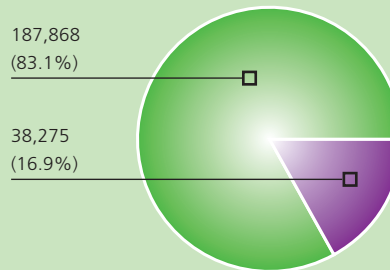


## Turnover Analysis by Business Activities

2003 (HK\$'000)



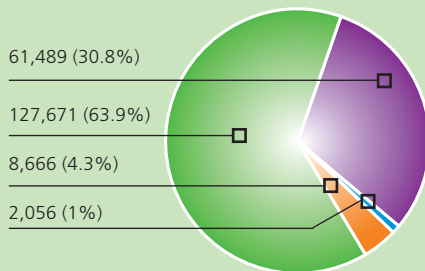
2002 (HK\$'000)



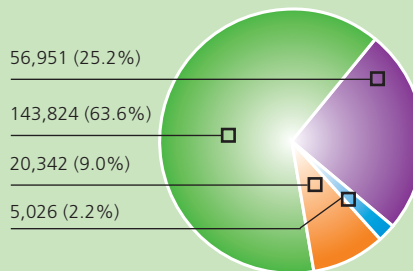
- Sales and distribution
- Provision of engineering services and sales of spare parts

## Turnover Analysis by Geographical Area

2003 (HK\$'000)



2002 (HK\$'000)



- Hong Kong
- The PRC
- The United States of America
- Others