

# Financial Summary

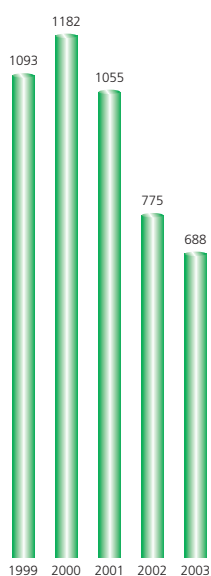
(amounts expressed in Hong Kong Dollars)

The following is a summary of the total assets, total liabilities, share capital and results of the Group for the five years ended 31st March, 2003.

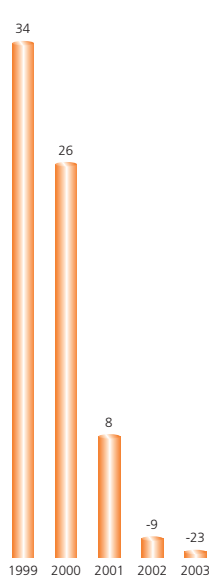
	1999	2000	2001	2002	2003
<b>Financials (\$ Million)</b>					
Total assets	620	635	549	501	<b>466</b>
Total liabilities	185	199	138	116	<b>102</b>
Minority interests	0.23	0.23	0.18	0.18	<b>0.19</b>
Shareholders' funds	435	436	411	385	<b>364</b>
Share capital	828	854	857	857	<b>857</b>
(No. of shares issued – in Million)					
Turnover	1,093	1,182	1,055	775	<b>688</b>
Net profit (loss) for the year	34	26	8	(9)	<b>(23)</b>
<b>Per Share Basis* (\$)</b>					
Earnings (loss)	0.21	0.15	0.05	(0.05)	<b>(0.13)</b>
Dividend	0.20	0.20	0.10	0.05	<b>0</b>
Net asset value (at book value)	2.63	2.55	2.40	2.25	<b>2.12</b>

\* The calculations have been adjusted for the consolidation of every five of the Company's ordinary shares of HK\$0.10 each into one ordinary share of HK\$0.50 each in June 2003.


**Turnover**  
(\$ Million)



**Net Profit (Loss)**  
(\$ Million)



**Shareholders' Funds**  
(\$ Million)



**Net Asset Value (Per Share Basis)**  
(\$)

