

# Financial Highlights

## CONSOLIDATED PROFIT AND LOSS ACCOUNT

	2003 HK\$'000	2002 HK\$'000
Turnover	2,512,363	2,117,592
Operating profit	88,239	67,798
Finance costs	39,428	40,410
Operating profit before taxation	48,957	27,388
Profit attributable to shareholders	39,123	23,870

## CONSOLIDATED BALANCE SHEET

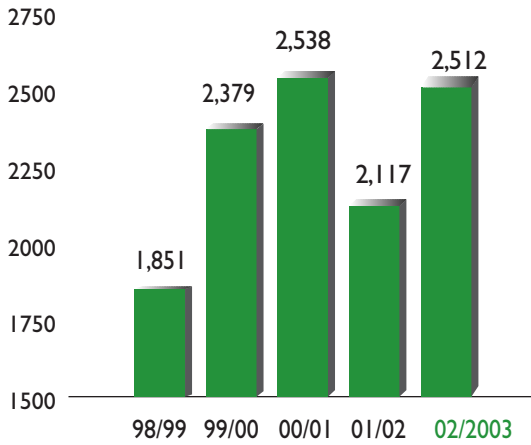
	As at 31 March	
	2003 HK\$'000	2002 HK\$'000
Fixed assets	151,013	158,970
Interests in associated companies	67,708	—
Current assets		
Inventories	250,482	279,914
Accounts receivable, deposits and prepayments	850,444	716,915
Other investments	8,582	23,887
Cash and bank balances	241,847	92,668
	1,351,355	1,113,384
Current liabilities		
Accounts payable and accrued charges	240,864	158,897
Trust receipt loans	546,050	417,597
Taxation	6,222	3,155
Bank loans	179,837	134,846
	972,973	714,495
Net current assets	378,382	398,889
Total assets less current liabilities	597,103	557,859
Shareholders' funds	542,529	514,358
Non-current liabilities	54,574	43,501
	597,103	557,859

## SHARE STATISTICS

Basic earnings per share	HK9.1 cents	HK5.6 cents
Dividends per share	HK3.0 cents	HK1.5 cents
Net asset value per share	HK126 cents	HK120 cents

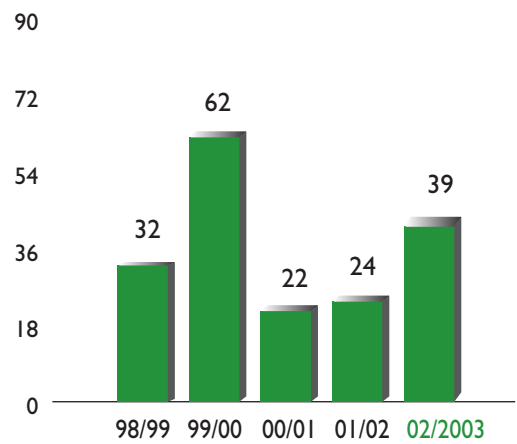
## TURNOVER

HK\$  
MILLION



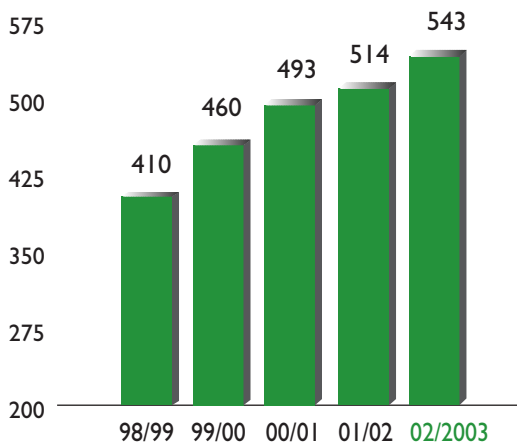
## PROFIT ATTRIBUTABLE TO SHAREHOLDERS

HK\$  
MILLION



## SHAREHOLDERS' FUND

HK\$  
MILLION



## RETURN ON EQUITY

%

