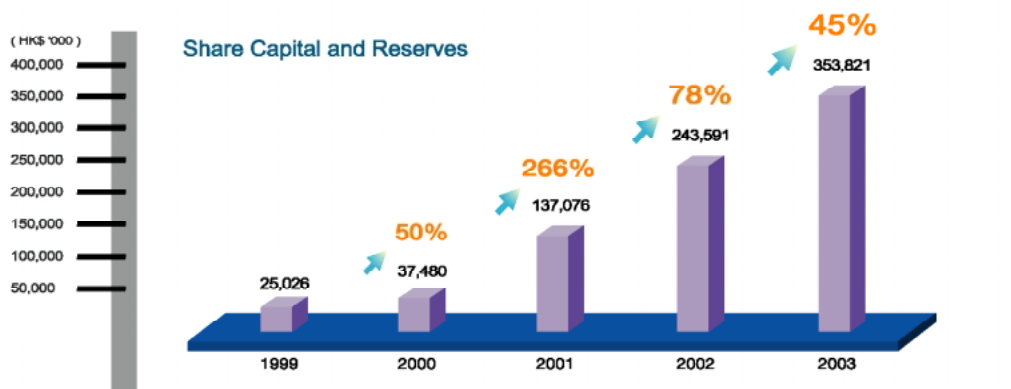
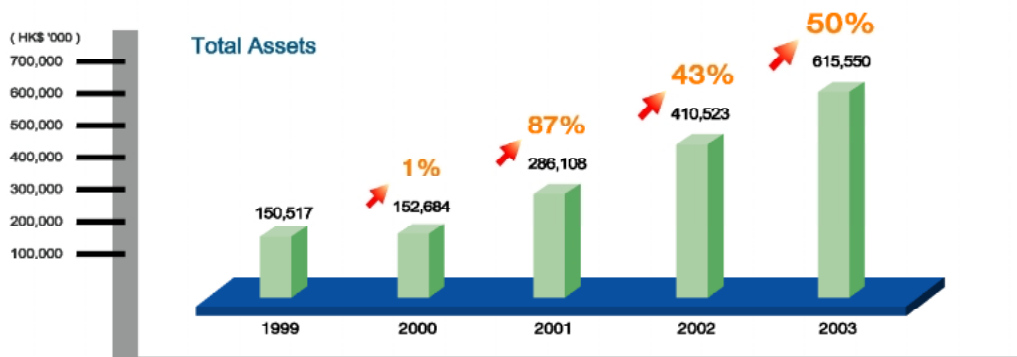
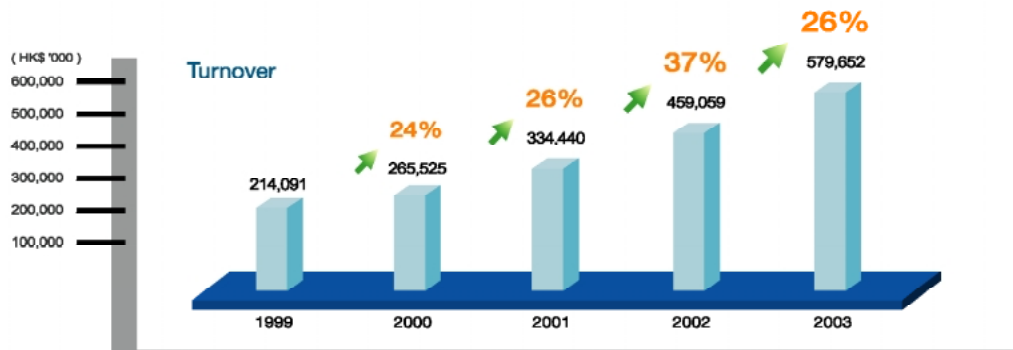


Financial Highlights



For the Year Ended 31 March



For the year ended 31 March
(HK\$ '000)

	1999	2000	2001	2002	2003
Turnover	214,091	265,525	334,440	459,059	579,652
Gross Profit	85,524	110,244	138,158	175,637	166,338
Operating Profit	26,440	44,298	58,315	55,840	41,504
Profit Attributable to Shareholders	18,388	31,334	41,703	37,599	23,827
Total Assets	150,517	152,684	286,108	410,523	615,550
Total Liabilities	122,709	112,422	149,032	166,932	264,113
Share Capital and Reserves	25,026	37,480	137,076	243,591	353,821

Five Years Financial Highlights