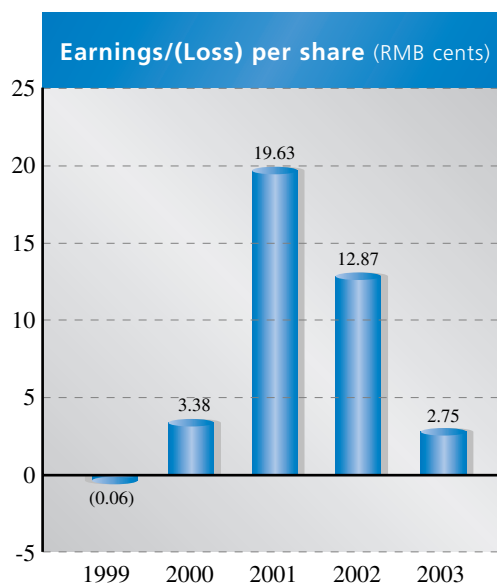
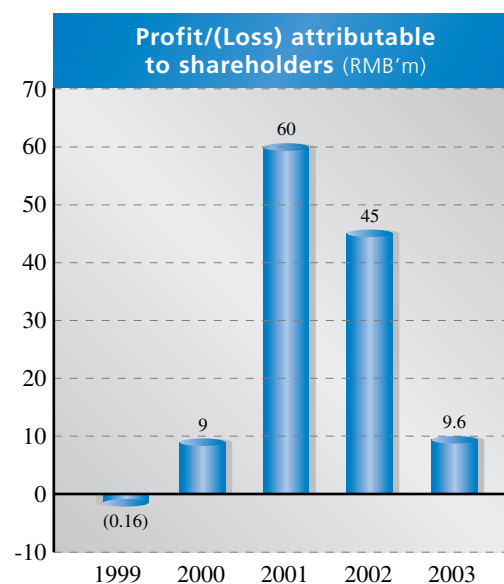
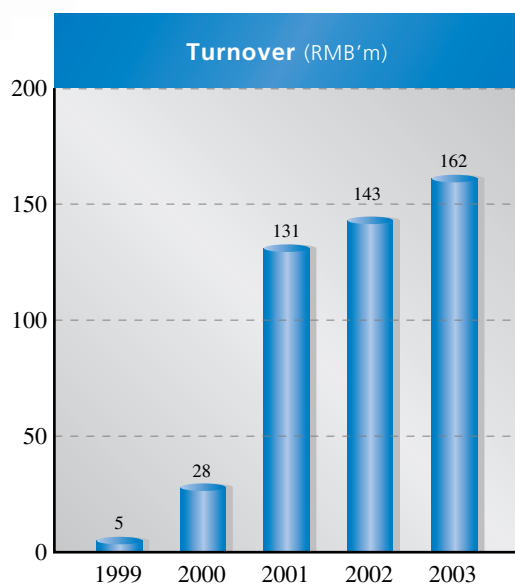


# Financial Highlights

TECHWAYSON HOLDINGS LIMITED

	2003	2002	2001	2000	1999
Turnover (RMB' million)	<b>162</b>	143	131	28	5
Profit/(Loss) attributable to shareholders (RMB' million)	<b>9.6</b>	45	60	9	(0.16)
Earnings/(Loss) per share (RMB cents)	<b>2.75</b>	12.87	19.63	3.38	(0.06)



## Financial Highlights

TECHWAYSON HOLDINGS LIMITED

	2003	2002	2001	2000	1999
Total assets (RMB' million)	<b>333.6</b>	213.5	142.7	34.2	16.8
Total liabilities (RMB' million)	<b>151.7</b>	41.3	15.5	25.5	7.6
Net asset value (RMB' million)	<b>181.9</b>	172.2	127.2	8.7	9.2
Net asset value per share (RMB cents)	<b>51.96</b>	49.20	41.32	3.09	3.29

