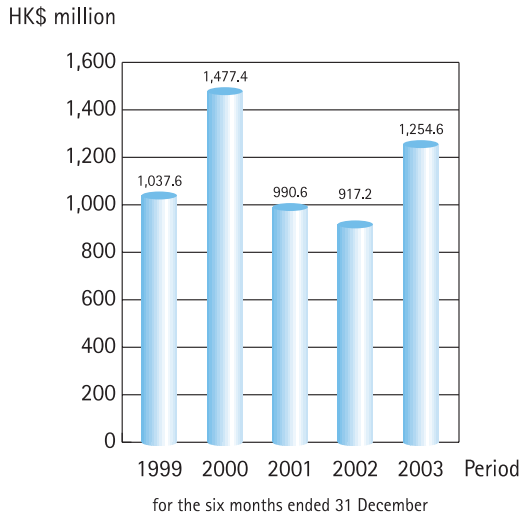


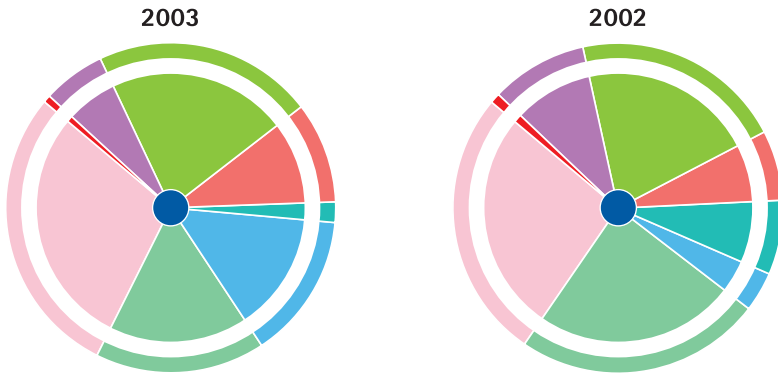
Financial Highlights

PCB BUSINESS TURNOVER



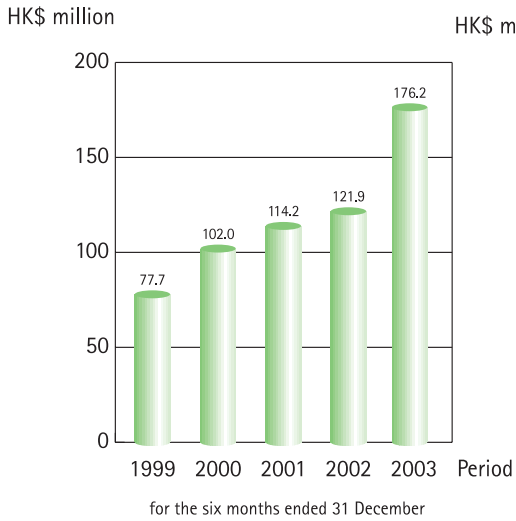
TURNOVER BY SHIPMENT LOCATION

for the six months ended 31 December

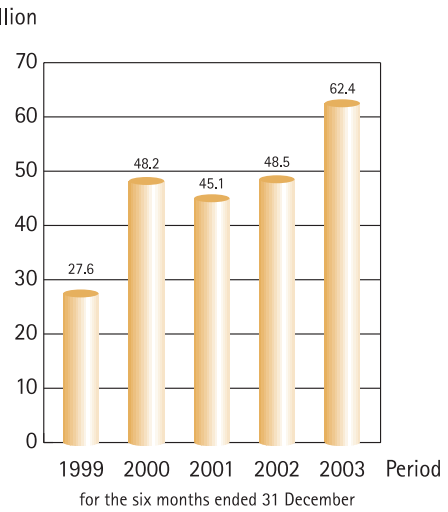


	2003		2002	
	HK\$ million	%	HK\$ million	%
Mainland China	360.5	28.7	243.3	26.5
Malaysia	209.1	16.7	221.6	24.2
Hong Kong	179.1	14.3	35.8	3.9
Singapore	25.2	2.0	66.9	7.3
Other Asian Countries	124.3	10.0	63.0	6.8
Europe	270.4	21.5	190.6	20.8
North & Central America	77.0	6.1	87.0	9.5
Others	9.0	0.7	9.0	1.0

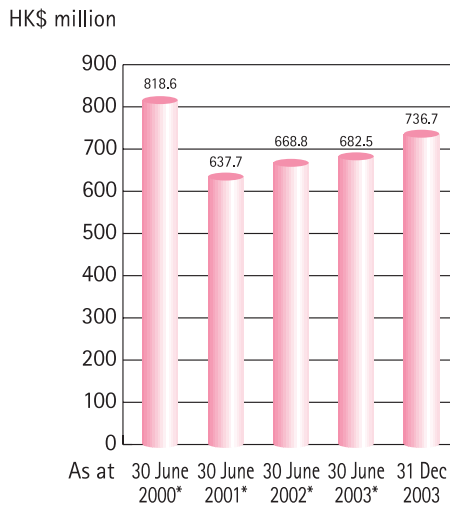
LCD BUSINESS TURNOVER



MAGNETIC PRODUCTS BUSINESS TURNOVER



SHAREHOLDERS' EQUITY



*restated